



# Payroll

# MARCH - APRIL

| JNDAY | MONDAY | TUESDAY | WEDNESDAY | THURSDAY | FRIDAY | SATURDAY |
|-------|--------|---------|-----------|----------|--------|----------|
| 25    | 26     | 27      | 28        | 29       | 1      | 2        |
| 3     | 4      | 5       | 6         | 7        | 8      | 9        |
| 10    | 11     | 12      | 13        | 14       | 15     | 16       |
| 17    | 18     | 19      | 20        | 21       | 22     | 23       |
| 24    | 25     | 26      | 27        | 28       | 29     | 30       |
| 31    | 1      | 2       | 3         | 4        | 5      | 6        |

| SUNDAY | MONDAY | TUESDAY | WEDNESDAY | THURSDAY | FRIDAY | SATURD. |
|--------|--------|---------|-----------|----------|--------|---------|
| 31     | 1      | 2       | 3         | 4        | 5      |         |
|        | 8      | 9       | 10        | 11       | 12     | 1       |
| 14     | 15     | 16      | 17        | 18       | 19     | 2       |
|        | 22     | 23      | 24        | 25       | 26     | 2       |
| 21     | 22     | 23      | 24        | 25       | 26     | 2       |
| 28     | 29     | 30      | 1         | 2        | 3      |         |

# Department Totals

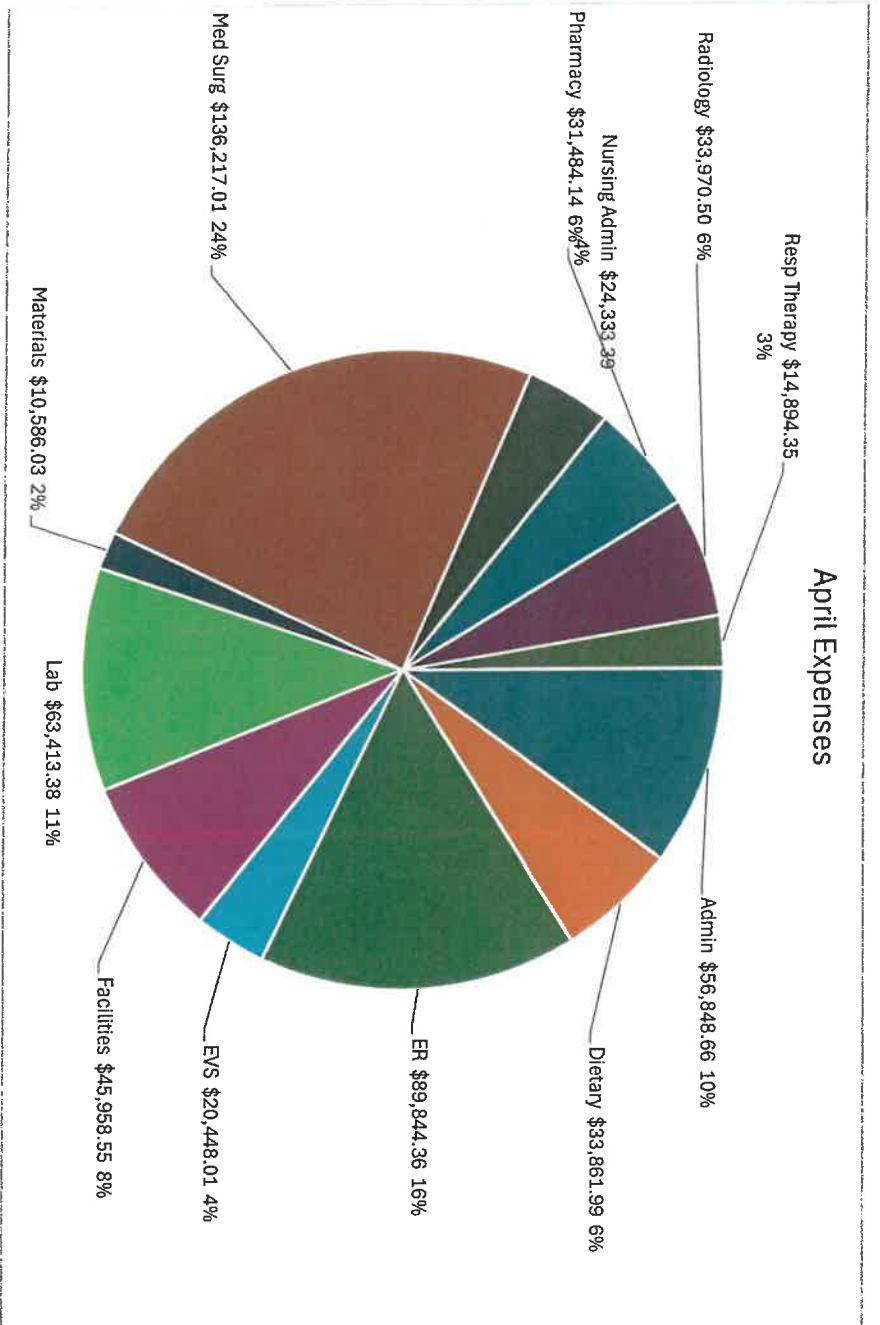


Report: Pay Stub Summary Report  
 Time Period: This Month [ 04/01/2024 to 04/30/2024 ]  
 Filter: Time Period  
 Group: Default Department  
 Sort: Default Department

Generated: 04/26/2024 3:17 PM  
 Generated For: STEFANIE BUSTOS

| Default Department      | Total Gross         | Total Deductions   | Net Pay             | Employer Total Contributions |
|-------------------------|---------------------|--------------------|---------------------|------------------------------|
| Administration          | \$39,954.53         | \$11,398.17        | \$28,556.36         | \$4,704.14                   |
| Admissions              | \$21,592.36         | \$3,756.40         | \$17,835.96         | \$1,777.14                   |
| Case Management         | \$9,444.00          | \$2,216.39         | \$7,227.61          | \$1,349.38                   |
| Central Supply          | \$7,920.00          | \$1,424.88         | \$6,495.12          | \$647.07                     |
| Dietary                 | \$15,946.08         | \$1,989.86         | \$13,956.22         | \$1,315.57                   |
| Emergency Room          | \$53,382.14         | \$9,902.25         | \$43,479.89         | \$4,888.30                   |
| Housekeeping            | \$17,289.92         | \$2,952.62         | \$14,337.30         | \$1,551.32                   |
| Laboratory              | \$37,740.62         | \$7,347.34         | \$30,393.28         | \$2,921.87                   |
| Nursing                 | \$123,915.13        | \$25,516.44        | \$98,398.69         | \$12,209.22                  |
| Nursing Administration  | \$21,600.00         | \$6,390.24         | \$15,209.76         | \$2,733.39                   |
| Pharmacy                | \$22,516.98         | \$5,368.44         | \$17,148.54         | \$3,016.09                   |
| Physicians Clinic       | \$1,250.00          | \$210.32           | \$1,039.68          | \$103.13                     |
| Plant / Maintenance     | \$11,461.24         | \$2,187.97         | \$9,273.27          | \$2,449.39                   |
| Radiology               | \$26,951.18         | \$7,189.06         | \$19,762.12         | \$3,431.45                   |
| Respiratory Therapy     | \$13,197.73         | \$2,795.79         | \$10,401.94         | \$1,696.62                   |
| <b>Grand Total[15]:</b> | <b>\$424,161.91</b> | <b>\$90,646.17</b> | <b>\$333,515.74</b> | <b>\$44,794.08</b>           |

| Department    | March Expenses       |
|---------------|----------------------|
| Admin         | \$ 56,848.66         |
| Admissions    | \$ 23,369.50         |
| Case Mngmt    | \$ 9,444.00          |
| Dietary       | \$ 33,861.99         |
| ER            | \$ 89,844.36         |
| EVS           | \$ 20,448.01         |
| Facilities    | \$ 45,958.55         |
| Lab           | \$ 63,413.38         |
| Materials     | \$ 10,586.03         |
| Med Surg      | \$ 136,217.01        |
| Nursing Admin | \$ 24,333.39         |
| Pharmacy      | \$ 31,484.14         |
| Radiology     | \$ 33,970.50         |
| Resp Therapy  | \$ 14,894.35         |
| <b>Total</b>  | <b>\$ 594,673.87</b> |



### Admin

#### Category

#### Description

#### Vendor

#### Invoice #

#### Quantity

#### Cost

#### Total cost

#### Subtotal

### Supplies

### Contracts

| Category  | Description      | Vendor            | Invoice #   | Quantity | Cost        | Total cost  | Subtotal     |
|-----------|------------------|-------------------|-------------|----------|-------------|-------------|--------------|
| Contracts | Payroll Consult  | LTN HR Consulting | 101         | 1        | \$ 4,800.00 | \$ 4,800.00 | \$ 12,189.99 |
|           | Copier Lease     | SPC Leasing Inc   | 17902680    | 1        | \$ 982.94   | \$ 982.94   |              |
|           | Billing & Coding | TruBridge         | T2404087203 | 1        | \$ 5,872.05 | \$ 5,872.05 |              |
| Equipment | Software         | TruBridge         | A2404057203 | 1        | \$ 535.00   | \$ 535.00   |              |

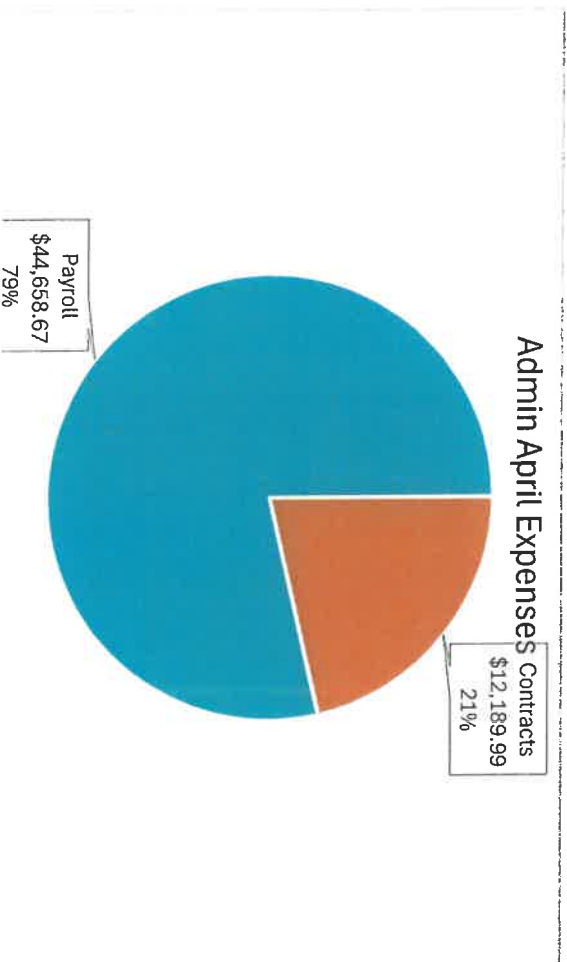
### Equipment

### Payroll

| Category | Description           | Quantity | Cost         | Total cost   | Subtotal     |
|----------|-----------------------|----------|--------------|--------------|--------------|
| Payroll  | Gross Wages           | 1        | \$ 39,954.53 | \$ 39,954.53 | \$ 44,658.67 |
|          | Employer Contribution | 1        | \$ 4,704.14  | \$ 4,704.14  |              |

### Total Cost

|              |                     |
|--------------|---------------------|
| Supplies     | \$ -                |
| Contracts    | \$ 12,189.99        |
| Equipment    | \$ -                |
| Payroll      | \$ 44,658.67        |
| <b>Total</b> | <b>\$ 56,848.66</b> |

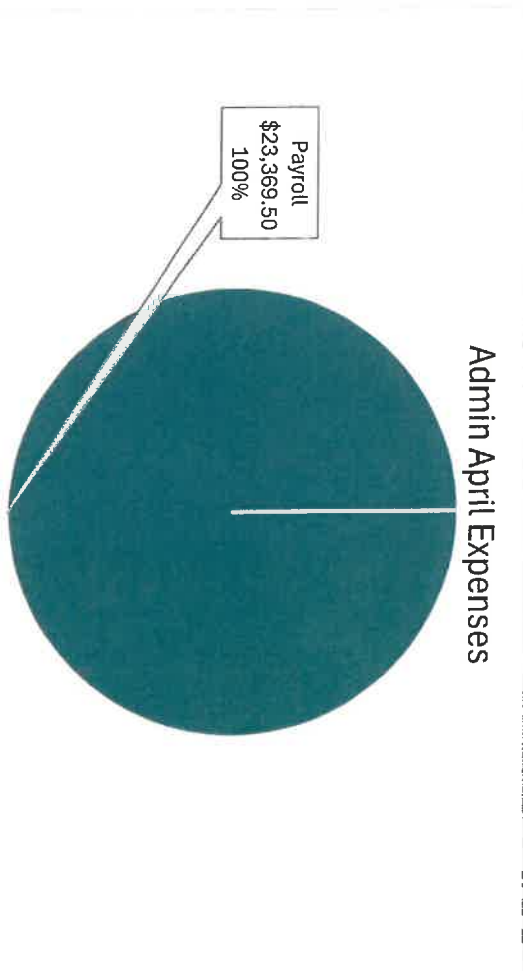


**\$ 56,848.66**

# Admissions

| Category          | Description           | Vendor | Invoice # | Quantity | Cost         | Total cost   | Subtotal            |  |
|-------------------|-----------------------|--------|-----------|----------|--------------|--------------|---------------------|--|
| Payroll           | Gross Wages           |        |           | 1        | \$ 21,592.36 | \$ 21,592.36 |                     |  |
|                   | Employer Contribution |        |           | 1        | \$ 1,777.14  | \$ 1,777.14  |                     |  |
| <b>Total Cost</b> |                       |        |           |          |              |              | <b>\$ 23,369.50</b> |  |

|              |           |                  |
|--------------|-----------|------------------|
| Supplies     | \$        |                  |
| Contracts    |           |                  |
| Equipment    | \$        |                  |
| Payroll      | \$        | 23,369.50        |
| <b>Total</b> | <b>\$</b> | <b>23,369.50</b> |



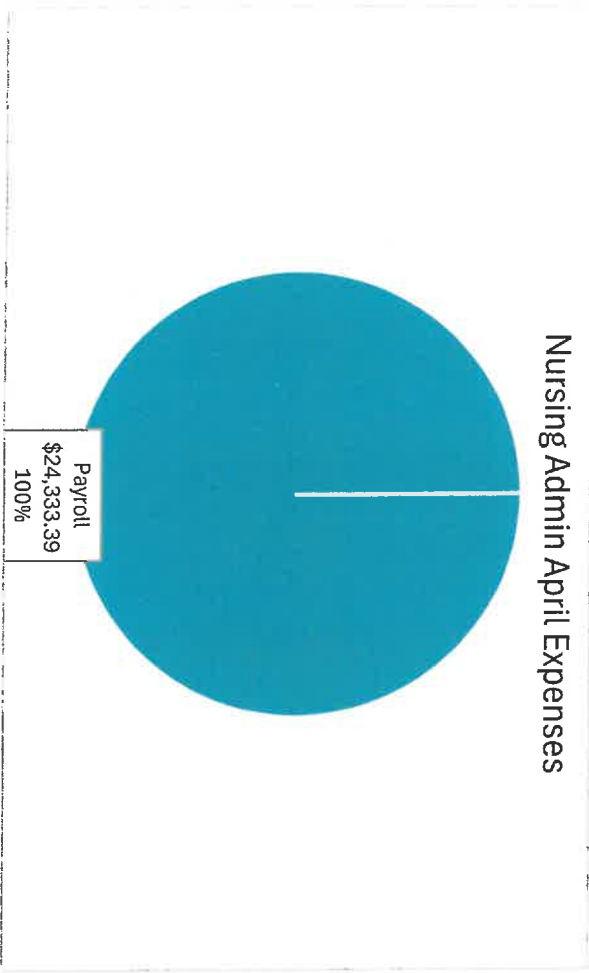
# Nursing Admin

| Category | Description           | Vendor | Invoice # | Quantity | Cost         | Total cost   | Subtotal |
|----------|-----------------------|--------|-----------|----------|--------------|--------------|----------|
| Payroll  | Gross Wages           |        |           | 1        | \$ 21,600.00 | \$ 21,600.00 |          |
|          | Employer Contribution |        |           | 1        | \$ 2,733.39  | \$ 2,733.39  |          |

**Total Cost**

\$ 24,333.39  
**\$ 24,333.39**

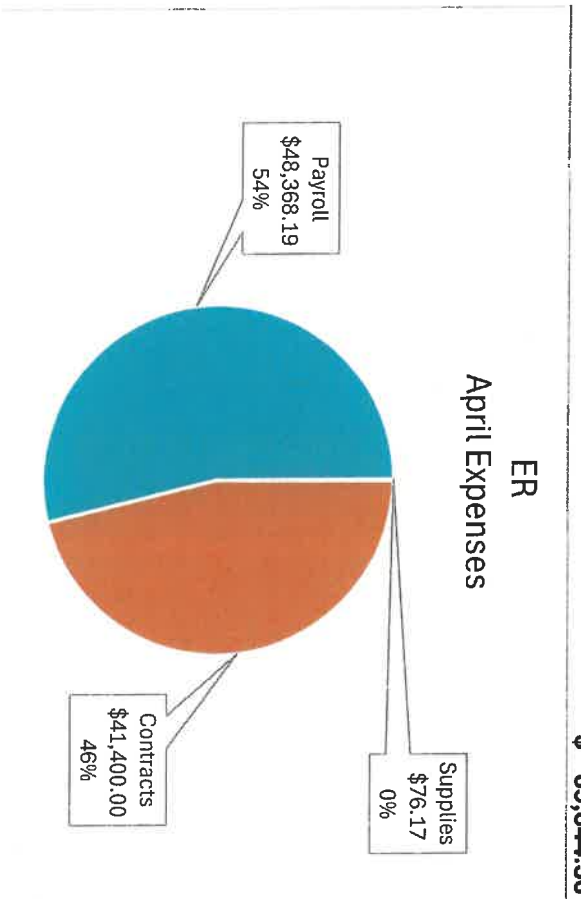
|              |           |                  |
|--------------|-----------|------------------|
| Supplies     | \$        | -                |
| Contracts    | \$        | -                |
| Equipment    | \$        | -                |
| Payroll      | \$        | 24,333.39        |
| <b>Total</b> | <b>\$</b> | <b>24,333.39</b> |



**ER**

| Category          | Description            | Vendor            | Invoice # | Quantity | Cost         | Total cost   | Subtotal            |
|-------------------|------------------------|-------------------|-----------|----------|--------------|--------------|---------------------|
| Supplies          | Purchasing             | Purchasing        |           | 1        | \$76.17      | \$ 76.17     | \$ 76.17            |
| Contracts         | ER Phys April          | Lafoon Healthcare | 242       | 1        | \$ 41,400.00 | \$ 41,400.00 | \$ 41,400.00        |
| Equipment         |                        |                   |           |          |              |              |                     |
| Payroll           | Gross Wages            |                   |           | 1        | \$ 43,479.89 | \$ 43,479.89 |                     |
|                   | Employer Contributions |                   |           | 1        | 4888.3       | \$ 4,888.30  | \$ 48,368.19        |
| <b>Total Cost</b> |                        |                   |           |          |              |              | <b>\$ 89,844.36</b> |

|           |    |           |
|-----------|----|-----------|
| Supplies  | \$ | 76.17     |
| Contracts | \$ | 41,400.00 |
| Equipment | \$ | -         |
| Payroll   | \$ | 48,368.19 |
| Total     | \$ | 89,844.36 |




# Case Mngmt

| Category          | Description           | Vendor | Invoice # | Quantity | Cost        | Total cost  | Subtotal           |
|-------------------|-----------------------|--------|-----------|----------|-------------|-------------|--------------------|
| Payroll           | Gross Wages           |        |           | 1        | \$ 9,444.00 | \$ 9,444.00 |                    |
|                   | Employer Contribution |        |           | 1        | 1349.38     | \$ 1,349.38 | \$ 9,444.00        |
| <b>Total Cost</b> |                       |        |           |          |             |             | <b>\$ 9,444.00</b> |

|              |                    |
|--------------|--------------------|
| Supplies     | \$ -               |
| Contracts    | \$ -               |
| Equipment    | \$ -               |
| Payroll      | \$ 9,444.00        |
| <b>Total</b> | <b>\$ 9,444.00</b> |

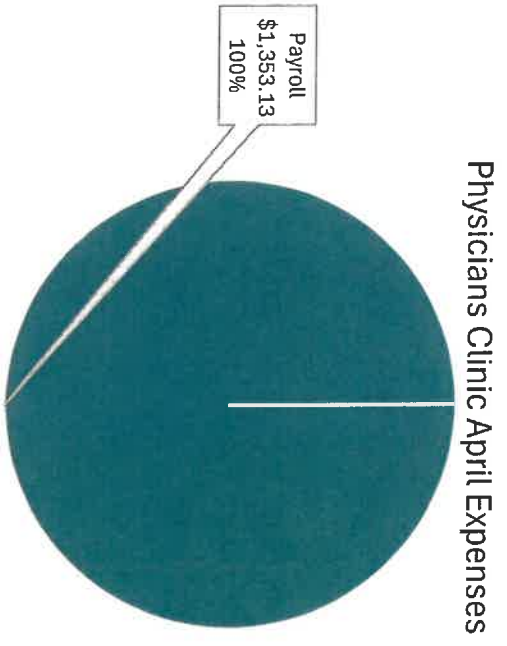
Case Mngmt April Expenses



# Physicians Clinic

| Category          | Description           | Vendor | Invoice # | Quantity | Cost        | Total cost  | Subtotal           |
|-------------------|-----------------------|--------|-----------|----------|-------------|-------------|--------------------|
| Payroll           | Gross Wages           |        |           | 1        | \$ 1,250.00 | \$ 1,250.00 |                    |
|                   | Employer Contribution |        |           | 1        | \$ 103.13   | \$ 103.13   |                    |
| <b>Total Cost</b> |                       |        |           |          |             |             | <b>\$ 1,353.13</b> |

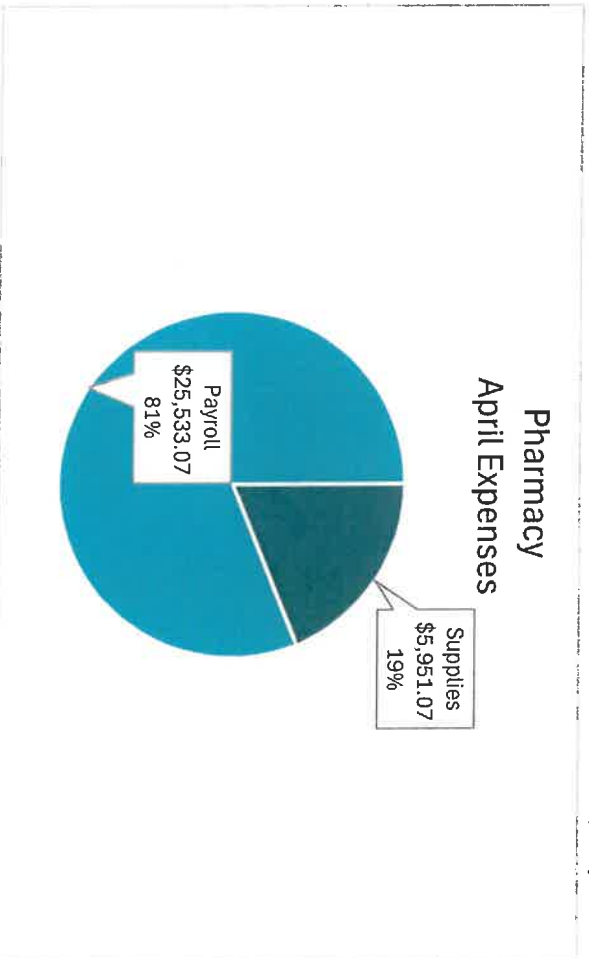
|              |           |                 |
|--------------|-----------|-----------------|
| Supplies     | \$        | -               |
| Contracts    |           |                 |
| Equipment    | \$        | -               |
| Payroll      | \$        | 1,353.13        |
| <b>Total</b> | <b>\$</b> | <b>1,353.13</b> |



# Pharmacy

| Category  | Description     | Vendor   | Invoice # | Quantity | Cost         | Total cost   | Subtotal     |
|-----------|-----------------|----------|-----------|----------|--------------|--------------|--------------|
| Supplies  | Purchasing      | McKesson |           | 1        | \$ 5,951.07  | \$ 5,951.07  | \$ 5,951.07  |
| Contracts |                 |          |           |          | \$ -         | \$ -         | \$ -         |
| Equipment |                 |          |           |          | \$ -         | \$ -         | \$ -         |
| Payroll   |                 |          |           |          |              |              |              |
|           | Gross Wages     |          |           | 1        | \$ 22,516.98 | \$ 22,516.98 |              |
|           | ER Contribution |          |           | 1        | \$ 3,016.09  | \$ 3,016.09  | \$ 25,533.07 |

| Total Cost   |                     |
|--------------|---------------------|
| Supplies     | \$ 5,951.07         |
| Contracts    | \$ -                |
| Equipment    | \$ -                |
| Payroll      | \$ 25,533.07        |
| <b>Total</b> | <b>\$ 31,484.14</b> |



**\$ 31,484.14**


### Materials

| Category | Description | Vendor                | Cost        | Total cost  | Subtotals    |
|----------|-------------|-----------------------|-------------|-------------|--------------|
| Supplies |             | Mckesson              | \$ 2,018.96 | \$ 2,018.96 | \$ 2,018.96  |
| Payroll  |             |                       |             |             |              |
|          |             | Gross Wages           | \$ 5,280.00 | \$ 7,920.00 |              |
|          |             | Employer Contribution | \$ 435.06   | \$ 647.07   | \$ 8,567.07  |
|          |             |                       |             |             | \$ 10,586.03 |

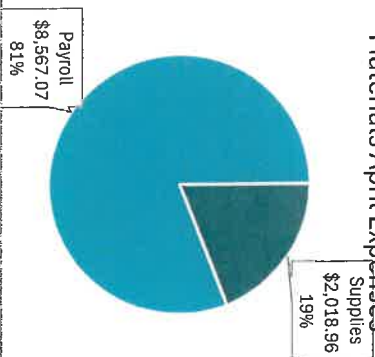
|              |                     |
|--------------|---------------------|
| Supplies     | \$ 2,018.96         |
| Contracts    | 0                   |
| Equipment    | 0                   |
| Payroll      | \$ 8,567.07         |
| <b>Total</b> | <b>\$ 10,586.03</b> |

| Department     | PO           |
|----------------|--------------|
| MATERIALS      | \$ 2,018.96  |
| LAB            | \$ 15,379.12 |
| RADIOLOGY      | \$ 802.18    |
| MEDSURGE       | \$ 100.71    |
| ER             | \$ 79.75     |
| EVS            | \$ 1,046.21  |
| RESPIRATORY    | \$ 1,771.17  |
| ADMISSIONS     | \$ -         |
| ADMINISTRATION | \$ -         |

PO Purchase by Dept



Materials April Expenses





| Lab Category | Description | Vendor | Invoice # | Quantity | Cost | Total cost | Subtotal |
|--------------|-------------|--------|-----------|----------|------|------------|----------|
|--------------|-------------|--------|-----------|----------|------|------------|----------|

|          |                                      |          |  |    |            |             |  |
|----------|--------------------------------------|----------|--|----|------------|-------------|--|
| Supplies | REAGENTS AND CONTROLS                | Mckesson |  | 1  | \$5,219.00 | \$ 5,219.00 |  |
|          | COAGULATION REAGENT PROTHROMBIN      | Mckesson |  | 19 | \$17.21    | \$ 326.99   |  |
|          | COAGULATION REAGENT THROMBIN         | Mckesson |  | 5  | \$41.50    | \$ 207.50   |  |
|          | COAGULATION REAGENT DADe INNOVIN     | Mckesson |  | 10 | \$27.32    | \$ 273.20   |  |
|          | CONTROL DADe CONTROL LEVEL 3         | Mckesson |  | 19 | \$45.00    | \$ 855.00   |  |
|          | GENERAL CHEMISTRY REAGENT CALCIUM CH | Mckesson |  | 19 | \$31.84    | \$ 604.96   |  |
|          | COAGULATION CI-TROL PROTHROMBIN      | Mckesson |  | 19 | \$37.45    | \$ 711.55   |  |
|          | QAP ANNUAL FEE                       | Mckesson |  | 1  | \$400.00   | \$ 400.00   |  |
|          | VITROS CALIBRATOR SET T4 9X1 ML      | Mckesson |  | 1  | \$246.57   | \$ 246.57   |  |
|          | IMMUNOASSAY REAGENT VITROS FREE T    | Mckesson |  | 1  | \$110.64   | \$ 110.64   |  |
|          | VITROS CALIBRATOR SET TROPONIN I     | Mckesson |  | 1  | \$237.09   | \$ 237.09   |  |
|          | IMMUNOASSAY REAGENT VITROS TROP      | Mckesson |  | 3  | \$407.60   | \$ 1,222.80 |  |
|          | VANCOMYCIN REAGENT ORTHOCHEMICAL     | Mckesson |  | 1  | \$758.58   | \$ 758.58   |  |
|          | VITROS CALIBRATOR SET INTERMIAL      | Mckesson |  | 3  | \$219.23   | \$ 657.69   |  |
|          | IMMUNOASSAY REAGENT VITROS N-TERM    | Mckesson |  | 1  | \$1,373.33 | \$ 1,373.33 |  |
|          | CHEMISTRY REAGENT DEIONIZED WATER    | Mckesson |  | 4  | \$33.79    | \$ 135.16   |  |
|          | RESPIRATORY TEST KIT QUICKVUE CL     | Mckesson |  | 5  | \$131.69   | \$ 658.45   |  |
|          | RESPIRATORY TEST KIT MCKESSON CO     | Mckesson |  | 2  | \$252.50   | \$ 505.00   |  |
|          | DESSICANT PACK VITROS250/350         | Mckesson |  | 5  | \$95.93    | \$ 479.65   |  |
|          | VITROS CALIBRATOR SET SODIUM CHL     | Mckesson |  | 1  | \$224.45   | \$ 224.45   |  |
|          | TRANSFER PIPETTE                     | Mckesson |  | 5  | \$15.07    | \$ 75.35    |  |
|          | VITROS TIP VERSATIP                  | Mckesson |  | 1  | \$95.43    | \$ 95.43    |  |

**Contracts**

|                               |                         |     |   |             |             |
|-------------------------------|-------------------------|-----|---|-------------|-------------|
| Arlene- Lab Director 04/01/24 | Clinical Lab Consulting | 300 | 1 | \$ 2,925.00 | \$ 2,925.00 |
| Arlene- Lab Director 04/08/24 | Clinical Lab Consulting | 301 | 1 | \$ 2,497.50 | \$ 2,497.50 |
| Arlene- Lab Director 04/13/24 | Clinical Lab Consulting | 302 | 1 | \$ 1,950.00 | \$ 1,950.00 |

**Equipment**

\$ -

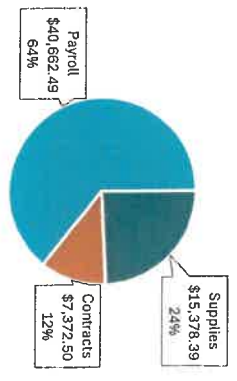
**Payroll**

|                       |   |              |              |
|-----------------------|---|--------------|--------------|
| Gross Wages           | 1 | \$ 37,740.62 | \$ 37,740.62 |
| Employer Contribution | 1 | 2921.87      | \$ 2,921.87  |
|                       |   |              | \$ 40,662.49 |

**Total Cost**

|              |                     |
|--------------|---------------------|
| Supplies     | \$ 15,378.39        |
| Contracts    | \$ 7,372.50         |
| Equipment    | \$ 40,662.49        |
| Payroll      | \$ 40,662.49        |
| <b>Total</b> | <b>\$ 63,413.38</b> |

Lab April Expenses



\$ 63,413.38

# Radiology

Category      Description      Vendor      Invoice #      Quantity      Cost      Total cost      Subtotal

## Supplies

|                   |          |   |          |    |        |                    |
|-------------------|----------|---|----------|----|--------|--------------------|
| Isolve 300        | Bracco   | 1 | \$155.15 | \$ | 155.15 |                    |
| CT Syringes       | McKesson | 1 | \$480.68 | \$ | 480.68 |                    |
| Isolve 300        | Bracco   | 1 | \$155.15 | \$ | 155.15 |                    |
| Saline 50 mL bags | Bracco   | 1 | \$24.40  | \$ | 24.40  |                    |
| CT Syringes       | McKesson | 1 | \$480.68 | \$ | 480.68 |                    |
| Isolve 300        | Bracco   | 1 | \$155.15 | \$ | 155.15 |                    |
| Isolve 370        | Bracco   | 1 | \$167.18 | \$ | 167.18 |                    |
| Saline 50 mL bags | Bracco   | 2 | \$24.40  | \$ | 48.80  |                    |
| CT Syringes       | McKesson | 1 | \$480.68 | \$ | 480.68 |                    |
| <b>Contracts</b>  |          |   |          |    |        | <b>\$ 2,147.87</b> |

## Contracts

|                        |                        |   |          |    |        |                    |
|------------------------|------------------------|---|----------|----|--------|--------------------|
| Ultrasound Echo        | Western OK Sono (Shay) | 1 | \$350.00 | \$ | 350.00 |                    |
| Ultrasound Echo        | Western OK Sono (Shay) | 2 | \$350.00 | \$ | 700.00 |                    |
| Ultrasound Small Parts | Western OK Sono (Shay) | 2 | \$120.00 | \$ | 240.00 |                    |
| Ultrasound Large Part  | Western OK Sono (Shay) | 1 | \$150.00 | \$ | 150.00 |                    |
| <b>Equipment</b>       |                        |   |          |    |        | <b>\$ 1,440.00</b> |

## Equipment

\$ -

0

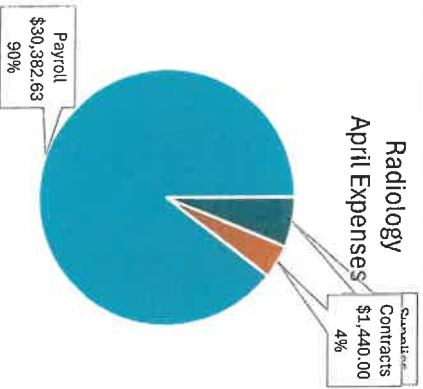
## Payroll

|                 |   |              |              |
|-----------------|---|--------------|--------------|
| Gross Wages     | 1 | \$ 26,951.18 | \$ 26,951.18 |
| ER Contribution | 1 | 3431.45      | \$ 3,431.45  |

\$ 30,382.63

\$ 33,970.50

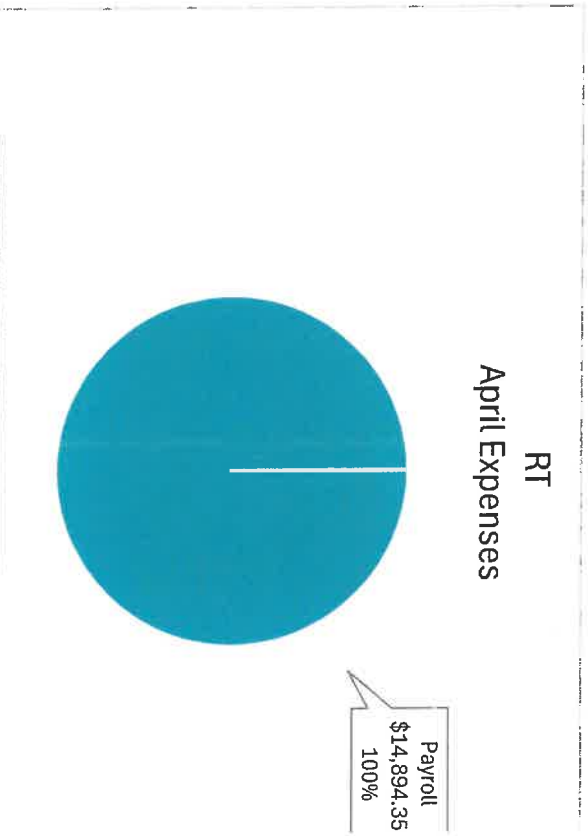
|                   |    |                  |
|-------------------|----|------------------|
| <b>Total Cost</b> |    |                  |
| Supplies          | \$ | 2,147.87         |
| Contracts         | \$ | 1,440.00         |
| Equipment         | \$ | -                |
| Payroll           | \$ | 30,382.63        |
| <b>Total</b>      | \$ | <b>33,970.50</b> |



# Resp Therapy

| Category          | Description     | Vendor | Invoice # | Quantity | Cost         | Total cost   | Subtotal            |  |
|-------------------|-----------------|--------|-----------|----------|--------------|--------------|---------------------|--|
| Payroll           | Gross Wages     |        |           | 1        | \$ 13,197.73 | \$ 13,197.73 |                     |  |
|                   | ER Contribution |        |           | 1        | 1696.62      | \$ 1,696.62  | \$ 14,894.35        |  |
| <b>Total Cost</b> |                 |        |           |          |              |              | <b>\$ 14,894.35</b> |  |

|              |           |                  |
|--------------|-----------|------------------|
| Supplies     | \$        | -                |
| Contracts    | \$        | -                |
| Equipment    | \$        | -                |
| Payroll      | \$        | 14,894.35        |
| <b>Total</b> | <b>\$</b> | <b>14,894.35</b> |



# Dietary

## Category

### Description

### Vendor

### Invoice #

### Quantity

### Cost

### Total cost

### Subtotal

Ben E Keith, Sams & McHahon Food & Lablity Ins  
Ben E Keith & Amazon & Webstaurant

Carsons  
Carsons

481635 1 \$ 5,225.88 \$ 5,225.88  
481663 1 \$ 3,246.90 \$ 3,246.90

\$ 8,472.78

## Contracts

Mngmnt Fee  
Payroll

Carsons  
Carsons

481643 1 \$ 5,500.00 \$ 5,500.00  
481657 1 \$ 2,627.56 \$ 2,627.56

\$ 8,127.56

## Equipment

\$

\$

## Payroll

Gross Wages  
Employer Contribution

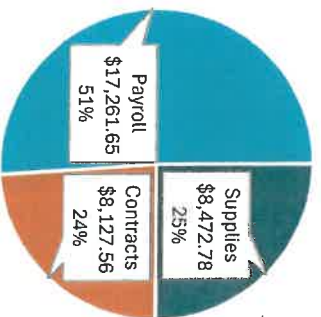
1 \$ 15,946.08 \$ 15,946.08  
1 \$ 1,315.57 \$ 1,315.57

\$ 17,261.65

## Total Cost

|              |           |                  |
|--------------|-----------|------------------|
| Supplies     | \$        | 8,472.78         |
| Contracts    | \$        | 8,127.56         |
| Equipment    | \$        | -                |
| Payroll      | \$        | 17,261.65        |
| <b>Total</b> | <b>\$</b> | <b>33,861.99</b> |

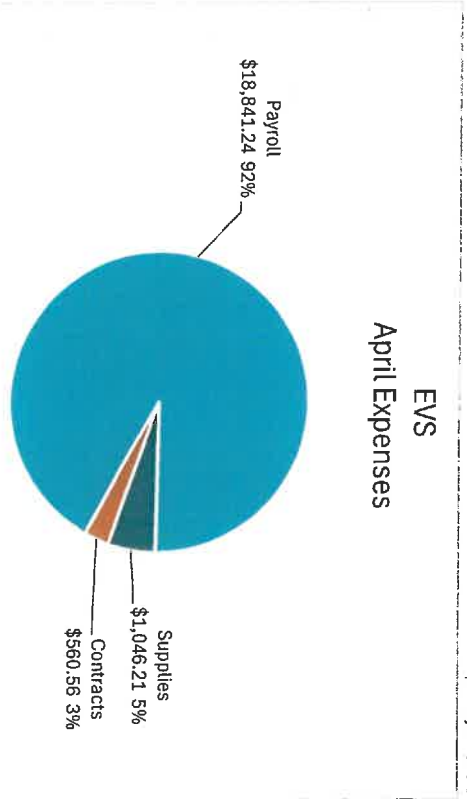
## Dietary April Expenses



**EVS**

| Category         | Description              | Vendor     | Invoice # | Quantity | Cost         | Total cost | Subtotal            |
|------------------|--------------------------|------------|-----------|----------|--------------|------------|---------------------|
| Supplies         | LAUNDRY BAGS             | Mckesson   | 19151073  | 2        | \$49.85      | \$         | 99.70               |
|                  | MULTI FOLD PAPER TOWELS  | Mckesson   | 19151073  | 2        | \$43.13      | \$         | 86.26               |
|                  | TOILET TISSUE            | Mckesson   | 19151073  | 1        | \$79.51      | \$         | 79.51               |
|                  | BLACK TRASH BAGS         | Mckesson   | 19151073  | 4        | \$34.11      | \$         | 136.44              |
|                  | TOILET BOWL CLEANER      | Mckesson   | 19151073  | 2        | \$54.52      | \$         | 109.04              |
|                  | LYSOL DISINFECTANT SPRAY | Mckesson   | 19151073  | 6        | \$13.07      | \$         | 78.42               |
|                  | ENMOTION PAPER TOWELS    | Mckesson   | 19151073  | 3        | \$81.61      | \$         | 244.83              |
|                  | CLOROXPRO BLEACH         | Mckesson   | 19151073  | 1        | \$27.26      | \$         | 27.26               |
|                  | AIR FRESHENER REFILLS    | Mckesson   | 19151073  | 1        | \$100.18     | \$         | 100.18              |
|                  | SHARPS CONTAINERS        | Mckesson   | 19151073  | 1        | \$84.57      | \$         | 84.57               |
| <b>Contracts</b> |                          |            |           |          |              |            | <b>\$ 1,046.21</b>  |
|                  | Lien Rental & Cleaning   | Linen King | 17521     | 1        | \$ 560.56    | \$         | 560.56              |
| <b>Equipment</b> |                          |            |           |          |              |            | <b>\$ 560.56</b>    |
| <b>Payroll</b>   |                          |            |           |          |              |            | <b>\$ -</b>         |
|                  | Gross Wages              |            |           | 1        | \$ 17,289.92 | \$         | 17,289.92           |
|                  | Employer Contribution    |            |           | 1        | 1551.32      | \$         | 1,551.32            |
|                  |                          |            |           |          |              |            | <b>\$ 18,841.24</b> |

| Total Cost   |                     |
|--------------|---------------------|
| Supplies     | \$ 1,046.21         |
| Contracts    | \$ 560.56           |
| Equipment    | \$ -                |
| Payroll      | \$ 18,841.24        |
| <b>Total</b> | <b>\$ 20,448.01</b> |



### Facilities

Category      Description      Vendor      Invoice #      Quantity      Cost      Total cost      Subtotal

#### Supplies

|                    |                  |          |   |          |           |
|--------------------|------------------|----------|---|----------|-----------|
| Paint Heliport     | Sherwin Williams | 823193/5 | 1 | \$348.04 | \$ 348.04 |
| Water Softner Salt | ACE              | 823193/5 | 1 | \$119.88 | \$ 119.88 |
| Paint supplies     | ACE              | 823193/5 | 1 | \$47.98  | \$ 47.98  |
| Paint Heliport     | Sherwin Williams |          | 1 | \$418.35 | \$ 418.35 |

#### Contracts

|              |           |               |   |            |             |
|--------------|-----------|---------------|---|------------|-------------|
| Tank testing | Tankology | GC1-5239450   | 1 | \$858.50   | \$ 858.50   |
|              | Direct TV | 8905891X2404C | 1 | \$581.00   | \$ 581.00   |
|              | CME       | 5744          | 1 | \$2,400.00 | \$ 2,400.00 |

#### Utilities

|          |          |  |   |             |              |
|----------|----------|--|---|-------------|--------------|
| Electric | PSO      |  | 1 | \$16,626.27 | \$ 16,626.27 |
|          | Symmetry |  | 1 | \$4,345.10  | \$ 4,345.10  |
| Phone    | AT&T     |  | 1 | \$1,250.30  | \$ 1,250.30  |

#### Equipment

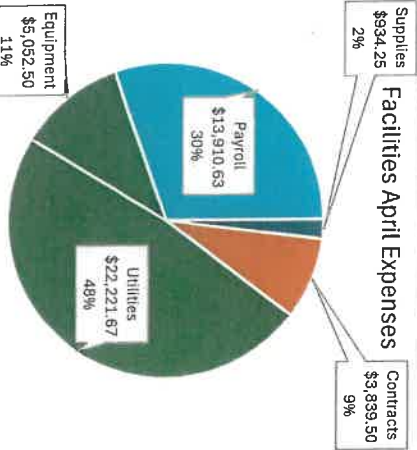
|                             |                  |              |   |            |             |
|-----------------------------|------------------|--------------|---|------------|-------------|
| Fuel tank testing           | Tanklogy         |              | 1 | \$868.50   | \$ 868.50   |
| Fire Alarm damper/relay     | Johnson Controls |              | 1 | \$1,000.00 | \$ 1,000.00 |
| BioHazz Compressor/Caplator | Hinz             | 120072282002 | 1 | \$184.00   | \$ 184.00   |
| Water cleanup Fey           | Service Master   |              | 1 | \$1,500.00 | \$ 1,500.00 |
| Water leak Feys             | Ralphs Plumbing  |              | 1 | \$1,500.00 | \$ 1,500.00 |

#### Payroll

|                        |  |  |   |             |             |
|------------------------|--|--|---|-------------|-------------|
| Gross Wages            |  |  | 1 | \$11,461.24 | \$11,461.24 |
| Employer Contributions |  |  | 1 | 2449.39     | \$2,449.39  |

|                   |           |                  |
|-------------------|-----------|------------------|
| <b>Total Cost</b> | <b>\$</b> | <b>934.25</b>    |
| Supplies          | \$        | 3,839.50         |
| Contracts         | \$        | 22,221.67        |
| Utilities         | \$        | 5,052.50         |
| Equipment         | \$        | 13,910.63        |
| Payroll           | \$        | 45,958.55        |
| <b>Total</b>      | <b>\$</b> | <b>45,958.55</b> |

### Facilities April Expenses \$ 45,958.55



Supplies \$934.25 2%  
 Contracts \$3,839.50 9%  
 Payroll \$13,910.63 30%  
 Utilities \$22,221.67 48%  
 Equipment \$5,052.50 11%