

Clinton Regional Hospital-Equipment Proposal

	<u>Lease Price</u>	<u>Cash Price (current quotes reflect these prices)</u>
GM85 Portable	\$105,000 + \$4,000 drop ins.	\$99,000 Drop protection covered first year (\$4k)
GR40 17x17 panel	\$35,000 +\$4000 drop ins.	\$35,000 Drop protection covered first year (\$4k)
Oscar 15 C-arm	\$95,000	\$95,000
V8 Ultrasound	\$97,044.47	\$97,044.47
Medrad Injector	\$9,500	\$9,500
Swallow Chair	\$14,325	\$14,325
Total:	\$363,869.47	\$349,869.47

Mike has the info on lease payment options from Fort Capital Finance. These prices reflect equipment prices only with warranties. Point of Sale Service agreement is sperate for full coverage.

Quote #	RDSQ6680-01	Account Manager	Brytnee Hammonds
Date	8/22/2023	Phone	918-977-1574
Valid Through	9/1/2023	Email	bhammonds@radsources.net

Clinton Regional Hospital

100 N 30th St
 Clinton, OK 73601


Mike Thomas
Phone: (580) 323-2363
Email: Oklahomamikethomas@gmail.com
GPO:

Bill To: Clinton Regional Hospital

100 N 30th St
 Clinton, OK 73601

Ship To: Clinton Regional Hospital

100 N 30th St
 Clinton, OK 73601



Generator

- Type: High Frequency Inverter, 15kW
- kV range: 40Å-120kV (!step)
- mA range: 0.2-6mA, I-25mA(Snap shot mode)
- Auto Brightness Control (ABC)
- Target angle: 10"
- Anode heat capacity: 225kJ (304KHU)

\$97,500.00

\$97,500.00

X-Ray tube

- Focal spot size: 0.3/0.6mm
- Anode heat capacity: 300,000HU, Rotating anode
- Target angle: 10degree
- Rotating Tube

Flat Panel Detector (CMOS)

- Active Area: 100um
- Resolution: 2600x2560
- Frame Rate: N30 fps
- 26 x 26 Flat Panel Detector
- 10.4" Touchscreen Panel
- 43" Monitor on Cart

Collimator

- Shape: Rectangular
- Composition: 2 Unit
- Shutter movement: Asymmetric
- Shutter Rotating: 180°

Velocity:
 Open/Close: 5sec/Full Stroke
 Rotating: 180°/15 seconds

Continuous Mode:
 Small Focus:
 kV range: 40kV ~120kV
 mA range: 0.2mA ~6mA
 Max. Output: 480W(120KV, 4mA)

Large Focus:
 mA Range: 1mA ~ 20mA

DAP (Software)

Laser Localizer

C-Arm

- SID: 1000mm
- Depth: 725mm
- Horizontal movement: 200mm
- Vertical movement: 500mm
- Panning motion: 25Å° (+12.5Å°, -12.5Å°)
- Pivot Rotation: 460Å° (+230Å°, -230Å°)
- Orbital Rotation: 180Å° (+90Å°, -90Å°)

ZENIS system

DSA-Digital Subtraction Angiography

Standard accessories

Power Requirement: 110Vac (220Vac Optional)

Dual Foot Switch

Warning Lamp

2 Days Applications Training Included in purchase price.

Installation and Warranty Included

Trade in of Philips c-arm

-\$2,500.00

-\$2,500.00

Purchaser hereby bargains, sells and conveys unto seller the above described trade-in equipment and warrants and certifies it to be free and clear of blanket liens, encumbrance, and security interests.

APPS2.0

I&W

System Purchase Price: \$95,000.00

Taxes and Freight charges will be included in the final invoice if not specified on this quotation.	Subtotal	\$95,000.00
	Tax	\$0.00
	Shipping	\$0.00
		\$95,000.00

Tax Exempt: YES / NO (Please circle one)
If yes, we will require a copy of your tax exempt certificate.

Please choose / check by one of the following:

Funding Source:

- Cash
- Credit Card
- Bank Loan
- Lease

Credit Card Name: _____
 Credit Card Number: _____
 Expiration Date / CVV: _____
 Name of Bank: _____

\$71,250.00

**If order is being leased, a Leasing Company's Purchase Order is required.*

Notes

Upon acceptance by both parties, as indicated by their signatures below, this Quotation shall become a binding Sales Contract between BUYER and SELLER.

Installation will be performed during RadSource Imaging Technologies normal operational hours, Monday through Friday, 8:00AM to 5:00PM. Requests for overtime installation services will need to be approved by RadSource Imaging Technologies Service Manager. RadSource Imaging Technologies prevailing overtime rates will apply, times the number of men required to perform the required installation.

Buyer Site Preparation and Installation:

Buyer is responsible for all site and/or room preparation including but not limited to Electrical, Plumbing, Overhead Support Work, Power Access, and providing the necessary Networking Access. Professional room drawings can be provided by RadSource Imaging Technologies Inc. upon customer's request with purchase of equipment from RadSource. Drawings will be started once down payment is received. The area where the X-ray equipment is to be installed will need to be completely finished including paint, baseboards, ceiling etc. before the equipment installation can take place.

Quoted Prices and specifications are subject to change without notice prior to signed buyers agreement. Service Agreement Options are available to protect your purchase after the initial warranty has expired.

During or following installation, a RadSource employee may take photographs of the system being installed at your facility along with an image of the outside of your facility to include on their website's installation galler (By signing this agreement, you agree to grant to RadSource, permission to use, reuse, publish, and republish any photographs that they have taken, or may take of your facility, or the equipment installed at your facility. (RadSource will never take photographs of people, or any other hospital, patient or other confidential information.) The photographs can be used in any and all media now or hereafter, including the internet, for the purpose of promoting our installation process at your facility; and to use your company name in connection with any images RadSource so chooses to use. You agree to release and discharge RadSource from any and all claims and demands that may arise out of or in connection with the use of the photographs.

Warranty Information - Warranty Begins Upon Completion of Installation

RADSOURCE: Twelve (12) months of service from date of completion of installation.

PARTS WARRANTY: Provided by the Manufacturer, Twelve (12) months, unless otherwise indicated in quote.

All warranties are subject to manufacturer's terms and conditions. Service hours of warranty coverage are Monday through Friday from 8:00 AM to 5:00 PM CST, excluding holidays.

Extended warranty Information available under separate cover.

Warranty Exclusions:

DR Drop Protection excluded if applicable. Warranty does not cover damage caused by any act of God, war, terrorism, normal wear and tear, dropping or impact, neglect, power spikes or surges that might potentially damage the equipment's internal components, loss of power, water, smoke, fire, fire suppressant, high winds, lightning strikes, viruses, tampering, operator abuse or use other than what the equipment is intended to be used for. Warranty is non-transferable. RadSource Imaging Technologies, Inc. is not responsible for lost revenue due to down time.

Payment Terms

The terms stated in this agreement are an important part of this business/purchase agreement. The buyer certifies and agrees to the stated payment terms and agrees that they or their purchasing organization will carry them out as stated in this agreement.

75% due with signed buyer's agreement, remaining 25% due upon completion of installation.

Additional convenience fee of 3% will be added to all invoices paid by approved credit card.

Pricing contained within this proposal excludes shipping and applicable taxes. Shipping charges are pre-paid by RadSource and shall be added to the buyer's final invoice. Any applicable taxes are the responsibility of the buyer. If the buyer is tax-exempt, RadSource Imaging will require a copy of their tax exempt certificate. System(s) installation will be scheduled on a mutually agreeable date. Installation will not begin until the (first and second) progress payments have been submitted to RadSource Imaging Technologies, Inc.

Please initial here that the terms in the quotation have been read and agreed to. _____ *Initial Here*

* If this quote contains lease payment options, the lease options are provided as an estimate only. Final lease payment amount is subject to credit verification and applicable taxes as required by law.

Are you tax exempt? Yes or No (please check one) If yes we will require a copy of your tax exempt certificate.

Thank you for your business!



8121 NW 97th Terrace, Kansas City, MO 64153
Phone: 816-741-5558 Fax: 816-587-2423

Visit Us Online At:

Quote # RDSQ6690-01
Date 8/22/2023
Valid Through 9/3/2023

Account Manager Brytnnee Hammonds
Phone 918-977-1574
Email bhammonds@radsources.net

Clinton Regional Hospital

100 N 30th St
Clinton, OK 73601

Mike Thomas
Phone: (580) 323-2363
Email: Oklahomamikethomas@gmail.com
GPO:

Bill To: Clinton Regional Hospital

100 N 30th St
Clinton, OK 73601

Ship To: Clinton Regional Hospital

100 N 30th St
Clinton, OK 73601

- TMM3-B **Video Fluoroscopy Stretcher-Chair**
- TMA03-15 **Telescoping Iv Rod**
- TMA04-15 **Oxygen Tank Holder**
- TMA13-15 **TMM3 Back Extension Accessory**

SubTotal \$14,325.00

Taxes and Freight charges will be included in the final invoice if not specified on this quotation.

Subtotal	\$14,325.00
Tax	\$0.00
Shipping	\$0.00
	\$14,325.00

Tax Exempt: YES / NO (Please circle one)
If yes, we will require a copy of your tax exempt certificate.

Please choose / check by one of the following:

\$10,743.75

Funding Source:

- Cash**
- Credit Card**
- Bank Loan**
- Lease**

Credit Card Name: _____
 Credit Card Number: _____
 Expiration Date / CVV: _____
 Name of Bank: _____

**If order is being leased, a Leasing Company's Purchase Order is required.*

Notes

Upon acceptance by both parties, as indicated by their signatures below, this Quotation shall become a binding Sales Contract between BUYER and SELLER.

Installation will be performed during RadSource Imaging Technologies normal operational hours, Monday through Friday, 8:00AM to 5:00PM. Requests for overtime installation services will need to be approved by RadSource Imaging Technologies Service Manager. RadSource Imaging Technologies prevailing overtime rates will apply, times the number of men required to perform the required installation.

Buyer Site Preparation and Installation:

Buyer is responsible for all site and/or room preparation including but not limited to Electrical, Plumbing, Overhead Support Work, Power Access, and providing the necessary Networking Access. Professional room drawings can be provided by RadSource Imaging Technologies Inc. upon customer's request with purchase of equipment from RadSource. Drawings will be started once down payment is received. The area where the X-ray equipment is to be installed will need to be completely finished including paint, baseboards, ceiling etc. before the equipment installation can take place.

Quoted Prices and specifications are subject to change without notice prior to signed buyers agreement. Service Agreement Options are available to protect your purchase after the initial warranty has expired.

During or following installation, a RadSource employee may take photographs of the system being installed at your facility along with an image of the outside of your facility to include on their website's installation galler (By signing this agreement, you agree to grant to RadSource, permission to use, reuse, publish, and republish any photographs that they have taken, or may take of your facility, or the equipment installed at your facility. (RadSource will never take photographs of people, or any other hospital, patient or other confidential information.) The photographs can be used in any and all media now or hereafter, including the internet, for the purpose of promoting our installation process at your facility; and to use your company name in connection with any images RadSource so chooses to use. You agree to release and discharge RadSource from any and all claims and demands that may arise out of or in connection with the use of the photographs.

Warranty Information - Warranty Begins Upon Completion of Installation

RADSOURCE: Twelve (12) months of service from date of completion of installation.

PARTS WARRANTY: Provided by the Manufacturer, Twelve (12) months, unless otherwise indicated in quote.

All warranties are subject to manufacturer's terms and conditions. Service hours of warranty coverage are Monday through Friday from 8:00 AM to 5:00 PM CST, excluding holidays.

Extended warranty Information available under separate cover.

Warranty Exclusions:

DR Drop Protection excluded if applicable. Warranty does not cover damage caused by any act of God, war, terrorism, normal wear and tear, dropping or impact, neglect, power spikes or surges that might potentially damage the equipment's internal components, loss of power, water, smoke, fire, fire suppressant, high winds, lightning strikes, viruses, tampering, operator abuse or use other than what the equipment is intended to be used for. Warranty is non-transferable. RadSource Imaging Technologies, Inc. is not responsible for lost revenue due to down time.

Payment Terms

The terms stated in this agreement are an important part of this business/purchase agreement. The buyer certifies and agrees to the stated payment terms and agrees that they or their purchasing organization will carry them out as stated in this agreement.

75% due with signed buyer's agreement, remaining 25% due upon completion of installation.

Additional convenience fee of 3% will be added to all invoices paid by approved credit card.

Pricing contained within this proposal excludes shipping and applicable taxes. Shipping charges are pre-paid by RadSource and shall be added to the buyer's final invoice. Any applicable taxes are the responsibility of the buyer. If the buyer is tax-exempt, RadSource Imaging will require a copy of their tax exempt certificate. System(s) installation will be scheduled on a mutually agreeable date. Installation will not begin until the (first and second) progress payments have been submitted to RadSource Imaging Technologies, Inc.

Please initial here that the terms in this quotation have been read and agreed to: _____ *Initial here*

* If this quote contains lease payment options, the lease options are provided as an estimate only. Final lease payment amount is subject to credit verification and applicable taxes as required by law.

Tax exempt? Yes or No (please circle one) If yes, we will require a copy of your tax exempt certificate.

Thank you for your business!

Quote # RDSQ6681-02
 Date 8/22/2023
 Valid Through 9/1/2023

Account Manager Brytnée Hammonds
 Phone 918-977-1574
 Email bhammonds@radsources.net

Clinton Regional Hospital

100 N 30th St
 Clinton, OK 73601

Mike Thomas
Phone: (580) 323-2363
Email: Oklahomamikethomas@gmail.com
GPO:

Bill To: Clinton Regional Hospital

100 N 30th St
 Clinton, OK 73601

Ship To: Clinton Regional Hospital

100 N 30th St
 Clinton, OK 73601



DGR2AB_GM85_1D
 417_Q

Introducing Samsung's newest DR imaging system, the GM85 Mobile Digital Radiographic unit

\$99,000.00

\$99,000.00

The GM85 offers high quality dose efficient DR performance utilizing Samsung's S-Vue Detector technology that provides the lowest dose and highest DQE in the industry. The S-Vue offers improved image sharpness and clarity, with great depth and range of image ensuring image quality and repeatability. Three DR detector options are

available, 17" x 17", 14" x 17" and 10" x 12" for optimal use. All three detectors can be used on the portable system simultaneously and are constantly charging ensuring that you will not have to replace batteries at the most inopportune time. A DAP meter is built into the collimator to provide dose monitoring for each patient. Precise positioning buttons offer handle free, subtle four way adjustments when facing narrow patient rooms or other tight areas. There is even a laser guide to verify Source to Image Distance. The Samsung GM85 is designed to meet the most difficult challenges in mobile imaging, the challenges seen in Radiology departments every single day.

S4335-AWM

14x17 Wireless Cesium Digital Standard Detector

With its advanced technology, Samsung's flat panel detector delivers high image quality, immediate results and patient safety. Our compact and light detector improves work efficiency and user experience.

- Detector Type: Amorphous Silicon TFT
- Scintillator Type: Cesium Iodide (CsI)
- Pixel Pitch: 140 μ m
- Active Detector Matrix: 3040 x 2466 pixels (W x D)
- Effective Area: 425.6 mm x 345.24 mm
- Spatial Resolution: 3.57 lp/mm
- A/D Conversion: 16-bit
- DQE: 65% (0.0 lp/mm, Typical)
- MTF: 88% (0.5 lp/mm, Typical)
- Weight: 3.2 kg (Approx)
- Dust/Water Resistance: IP54
- Self Diagnosis: Automatic detection & alarming of line artifact
- Dimensions (WxDxH): 460 mm x 384 mm x 15 mm (18.11" x 15.11" x .59")

Max Load Capacity:

- o Distributed: 400 kg (882 lbs)
- o Local: 200 kg (441 lbs), 40mm diameter disk at center

Generator Specifications:

Power (kW): 40
150kV, 500mA, 500mAs
@100kV = 320mA
@80kV = 400mA

Tube Specifications:


Nominal Tube Voltage (kVp): 150
Heat Capacity (HU): 300 kHU
Anode Angle(°): 14
Focal Spot (mm): 0.6/1.2

Mechanics:

Column Type: Collapsible
Tube Reach (cm): 79.3 ~ 135.5 (Center of column to Focal spot)
Column Rotation(°): \pm 315
Focal Spot Range (cm): 55 - 203
Volume Rotation(°): \pm 315
Tube Rotation Arm Axis (°): -180 to +180
Tube Rotation Arm Axis (°): -30 to +90
Footprint (W x L x H in cm): 55.5 x 125.8 x 139.6 (21.85 x 49.825 x 54.96 inches)
Unit Weight: 769 lbs (349 kg)

Convenient and Innovative

Experience GM85's unique innovation features such as SID Guide and S-Align, enabling users to save time and optimize workflow. Extensive long tube reach (1355 mm / 53.3 in), easy quick positioning, large storage and intuitive multi-touch features also provide superior user convenience.




Automatic Collimator with 4-way Independent Blade Control

Collimation control Manual or Automatic When scanning an area that is smaller than the area of the FPD, the individual Blade control moves the four axis of the area to lower unnecessary radiation exposure. This function is especially effective when scanning the chests of children

Intuitive SID Guide & S-Align

SID (Source to Image Distance) Guide supports detailed device positioning with multiple SID settings. S-Align allows precise alignment and enhances the imaging quality by displaying the detector's angle on the THU.



Easy Quick Positioning:

Quick Positioning allows handle-free, precise body movement by simple button clicks on THU and enables reduction of user workload.

Quick charging and long-lasting battery

With fast charging, GM85 powers up from 0 to 100% in only 2-4 hours. With a long-lasting battery, it gives you the power to keep going for a full day without additional charging* (supports 220 shots and 20km of moving distance once fully charged)

Base Battery Input:

Type: Li-ion Battery
Input Outlet: Free Voltage (100-240VAC, 50/60Hz)
Charge Time (hours): Approx. 2 ~ 4 hr (Depends on capacity of outlet)

DGR-ACCSBC/ WR

Detector Battery (C1, C2)

Number of Batteries: 1 with Each Detector

DGR-ACCSBC/ WR

Detector Battery (C1, C2)

Number of Batteries: 1 with Each Detector

DGR-SWSHR2

"S-Share" Acquisition Station Software Key

This software Key upgrade allows the Samsung DR Panels to be

shared amongst all Samsung Radiology Modalities. The purchase of One (1) S-Share license allows the buyer to outfit two additional Samsung acquisition stations with S-Share option keys. Samsung acquisition stations must have the S-Share Option Key installed for this feature to function.

Collimator Specifications:

Type: 4-axis auto blade
Light: LED
Auto Filter: 0.1, 0.2, 0.3 mmCu
Illuminance: 160 lux
Inherent Filtration: Over 1.4 mmAl @ 75kVp
Rotation Angle: -90 to 180 degrees
ETC: Measuring Tape DAP Integration

Variable Filtration:

Built-in variable filtration delivers the optimal setting for pediatric exams
Setting 1: 0mm AL
Setting 2: 1mm AL + 0.1MM Cu
Setting 3: 1mm AL + 0.2mm CU
Setting 4: 2mm AL

SID Laser:

Dual laser verifies 100cm, 130cm, and 180cm Source to Image Distance (SID) preset by the anatomical region

Driving:

Speed: Max of 3.47 MPH
Slope: Max of 7° Slope

Dose Area Product (DAP):

DAP measures the actual amount of radiation delivered with each exposure and can be interfaced to PACS to record the dose of each patient.
Chamber Voltage (Volts): 300
Stabilization Time (Min): 5



GM85 provides advanced patient care with diagnostic confidence through leading-edge imaging functions such as SimGrid with S-Enhance, S-Vue, and S-Detector

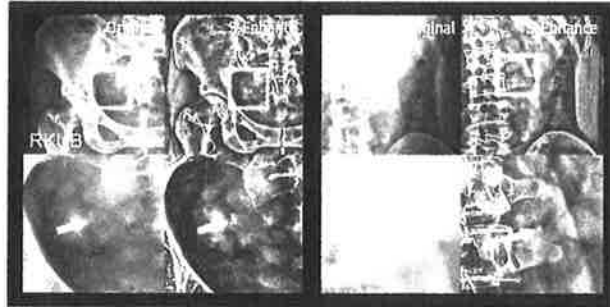
DGR-SWSGRD/ WR SimGrid

Produces superior image quality compared to images captured on systems without the use of a conventional grid through a reduction of scatter radiation effects, generating improved image contrast.



S-Enhance software

Improve the visibility of ureter stones compared to plain DR KUB images. S-Enhance could potentially provide additional information in situations where CT KUB may be difficult to acquire, or in screening exams for ureter stones



"S-Share" Acquisition Station Software Key

This software Key upgrade allows the Samsung DR Panels to be shared amongst all Samsung Radiology Modalities. The purchase of One (1) S-Share license allows the buyer to outfit two additional Samsung acquisition stations with S-Share option keys. Samsung acquisition stations must have the S-Share Option Key installed for this feature to function

Always caring for our children

Optimized 6-stage weight dependent imaging enables pediatric patients to avoid unnecessary x-ray exposure using precise dose management, resulting in superior image quality. Child-friendly design stimulates pleasant imagination and provides a playful environment for both parents and children.



DR.LNS21417LD

14X17 LOCK-N-SECURE (PLASTIC) ENCASEMENT

GRS15182151014

New 15x18 in. grid 215 LPI 10:1 ratio, 40-72 FD

I&W

Installation and Warranty Included

APPS 2.0

2 Days Applications Training Included in purchase price

Included

One year of drop protection

excludes applicable deductibles (value of \$4,000.00)

System Purchase Price:

\$99,000.00

Taxes and Freight charges will be included in the final invoice if not specified on this quotation.

Subtotal \$99,000.00
Tax \$0.00
Shipping \$0.00
\$99,000.00

Tax Exempt: YES / NO (Please circle one)
If yes, we will require a copy of your tax exempt certificate.

Please choose / check by one of the following:

Funding Source:

- Cash**
- Credit Card**
- Bank Loan**
- Lease**

Credit Card Name: _____
Credit Card Number: _____
Expiration Date / CVV: _____
Name of Bank: _____

\$74,250.00

**If order is being leased, a Leasing Company's Purchase Order is required.*

Notes

Upon acceptance by both parties, as indicated by their signatures below, this Quotation shall become a binding Sales Contract between BUYER and SELLER.

Installation will be performed during RadSource Imaging Technologies normal operational hours, Monday through Friday, 8:00AM to 5:00PM. Requests for overtime installation services will need to be approved by RadSource Imaging Technologies Service Manager. RadSource Imaging Technologies prevailing overtime rates will apply, times the number of men required to perform the required installation.

Buyer Site Preparation and Installation:

Buyer is responsible for all site and/or room preparation including but not limited to Electrical, Plumbing, Overhead Support Work, Power Access, and providing the necessary Networking Access. Professional room drawings can be provided by RadSource Imaging Technologies Inc. upon customer's request with purchase of equipment from RadSource. Drawings will be started once down payment is received. The area where the X-ray equipment is to be installed will need to be completely finished including paint, baseboards, ceiling etc. before the equipment installation can take place.

Quoted Prices and specifications are subject to change without notice prior to signed buyers agreement. Service Agreement Options are available to protect your purchase after the initial warranty has expired.

During or following installation, a RadSource employee may take photographs of the system being installed at your facility along with an image of the outside of your facility to include on their website's installation galler (By signing this agreement, you agree to grant to RadSource, permission to use, reuse, publish, and republish any photographs that they have taken, or may take of your facility, or the equipment installed at your facility. (RadSource will never take photographs of people, or any other hospital, patient or other confidential information.) The photographs can be used in any and all media now or hereafter, including the internet, for the purpose of promoting our installation process at your facility; and to use your company name in connection with any images RadSource so chooses to use. You agree to release and discharge RadSource from any and all claims and demands that may arise out of or in connection with the use of the photographs.

Warranty Information - Warranty Begins Upon Completion of Installation

RADSOURCE: Twelve (12) months of service from date of completion of installation.

PARTS WARRANTY: Provided by the Manufacturer, Twelve (12) months, unless otherwise indicated in quote.

All warranties are subject to manufacturer's terms and conditions. Service hours of warranty coverage are Monday through Friday from 8:00 AM to 5:00 PM CST, excluding holidays.

Extended warranty Information available under separate cover.

Warranty Exclusions:

DR Drop Protection excluded if applicable. Warranty does not cover damage caused by any act of God, war, terrorism, normal wear and tear, dropping or impact, neglect, power spikes or surges that might potentially damage the equipment's internal components, loss of power, water, smoke, fire, fire suppressant, high winds, lightning strikes, viruses, tampering, operator abuse or use other than what the equipment is intended to be used for. Warranty is non-transferable. RadSource Imaging Technologies, Inc. is not responsible for lost revenue due to down time.

Payment Terms

The terms stated in this agreement are an important part of this business/purchase agreement. The buyer certifies and agrees to the stated payment terms and agrees that they or their purchasing organization will carry them out as stated in this agreement.

75% due with signed buyer's agreement, remaining 25% due upon completion of installation.

Additional convenience fee of 3% will be added to all invoices paid by approved credit card.

Pricing contained within this proposal excludes shipping and applicable taxes. Shipping charges are pre-paid by RadSource and shall be added to the buyer's final invoice. Any applicable taxes are the responsibility of the buyer. If the buyer is tax-exempt, RadSource Imaging will require a copy of their tax exempt certificate. System(s) installation will be scheduled on a mutually agreeable date. Installation will not begin until the (first and second) progress payments have been submitted to RadSource Imaging Technologies, Inc.

Please initial here that the terms in the quotation have been read and agreed to! _____ Initials

* If this quote contains lease payment options, the lease options are provided as an estimate only. Final lease payment amount is subject to credit verification and applicable taxes as required by law.

Tax exempt? Yes or No (please write only). If yes, we will require a copy of your tax exempt certificate.

Thank you for your business!



8121 NW 97th Terrace, Kansas City, MO 64153
Phone: 816-741-5558 Fax: 816-587-2423

Visit Us Online At:

Quote # RDSQ6693-01
Date 8/22/2023
Valid Through 9/4/2023

Account Manager Holly Williams
Phone 816-872-0645
Email HWilliams@RadSource.net

Clinton Regional Hospital

100 N 30th St
Clinton, OK 73601

Mike Thomas
Phone: (580) 323-2363
Email: Oklahomamikethomas@gmail.com
GPO:

Bill To: Clinton Regional Hospital

100 N 30th St
Clinton, OK 73601

Ship To: Clinton Regional Hospital

100 N 30th St
Clinton, OK 73601

Used MedRad Injector	\$9,500.00	\$9,500.00
*floor stand not included		
System Purchase Price:		\$9,500.00

Integration cable (Optional) \$500.00 QTY _____ Initial

Taxes and Freight charges will be included in the final invoice if not specified on this quotation.

Subtotal \$9,500.00
Tax \$0.00
Shipping \$0.00
\$9,500.00

Tax Exempt: YES / NO (Please circle one)
If yes, we will require a copy of your tax exempt certificate.

Please choose / check by one of the following:

\$7,125.00

Funding Source:

- _____ **Cash**
- _____ **Credit Card**
- _____ **Bank Loan**
- _____ **Lease**

Credit Card Name: _____
Credit Card Number: _____
Expiration Date / CVV: _____
Name of Bank: _____

**If order is being leased, a Leasing Company's Purchase Order is required.*

Notes

Upon acceptance by both parties, as indicated by their signatures below, this Quotation shall become a binding Sales Contract between BUYER and SELLER.

Installation will be performed during RadSource Imaging Technologies normal operational hours, Monday through Friday, 8:00AM to 5:00PM. Requests for overtime installation services will need to be approved by RadSource Imaging Technologies Service Manager. RadSource Imaging Technologies prevailing overtime rates will apply, times the number of men required to perform the required installation.

Buyer Site Preparation and Installation:

Buyer is responsible for all site and/or room preparation including but not limited to Electrical, Plumbing, Overhead Support Work, Power Access, and providing the necessary Networking Access. Professional room drawings can be provided by RadSource Imaging Technologies Inc. upon customer's request with purchase of equipment from RadSource. Drawings will be started once down payment is received. The area where the X-ray equipment is to be installed will need to be completely finished including paint, baseboards, ceiling etc. before the equipment installation can take place.

Quoted Prices and specifications are subject to change without notice prior to signed buyers agreement. Service Agreement Options are available to protect your purchase after the initial warranty has expired.

During or following installation, a RadSource employee may take photographs of the system being installed at your facility along with an image of the outside of your facility to include on their website's installation galler (By signing this agreement, you agree to grant to RadSource, permission to use, reuse, publish, and republish any photographs that they have taken, or may take of your facility, or the equipment installed at your facility. (RadSource will never take photographs of people, or any other hospital, patient or other confidential information.) The photographs can be used in any and all media now or hereafter, including the internet, for the purpose of promoting our installation process at your facility; and to use your company name in connection with any images RadSource so chooses to use. You agree to release and discharge RadSource from any and all claims and demands that may arise out of or in connection with the use of the photographs.

Warranty Information - Warranty Begins Upon Completion of Installation

RADSOURCE: Thirty (30) parts and service from date of completion of installation.

Extended warranty Information available under separate cover.

Warranty Exclusions:

DR Drop Protection excluded if applicable. Warranty does not cover damage caused by any act of God, war, terrorism, normal wear and tear, dropping or impact, neglect, power spikes or surges that might potentially damage the equipment's internal components, loss of power, water, smoke, fire, fire suppressant, high winds, lightning strikes, viruses, tampering, operator abuse or use other than what the equipment is intended to be used for. Warranty is non-transferable. RadSource Imaging Technologies, Inc. is not responsible for lost revenue due to down time.

Payment Terms

The terms stated in this agreement are an important part of this business/purchase agreement. The buyer certifies and agrees to the stated payment terms and agrees that they or their purchasing organization will carry them out as stated in this agreement.

75% due with signed buyer's agreement, remaining 25% due upon completion of installation.

Additional convenience fee of 3% will be added to all invoices paid by approved credit card.

Pricing contained within this proposal excludes shipping and applicable taxes. Shipping charges are pre-paid by RadSource and shall be added to the buyer's final invoice. Any applicable taxes are the responsibility of the buyer. If the buyer is tax-exempt, RadSource Imaging will require a copy of their tax exempt certificate. System(s) installation will be scheduled on a mutually agreeable date. Installation will not begin until the (first and second) progress payments have been submitted to RadSource Imaging Technologies, Inc.

Please initial here that the terms of this quotation have been read and agreed to: _____ Initial Here

* If this quote contains lease payment options, the lease options are provided as an estimate only. Final lease payment amount is subject to credit verification and applicable taxes as required by law.

tax exempt? Yes or No (please circle one) If yes, we will require a copy of your tax exempt certificate.

Thank you for your business!

Neur Logica

Quote #: Q-12124 | Quote Date: 7/19/2023 | Quote Expiration Date: 8/18/2023

Clinton Regional Hospital

100 N. 30th Street
Clinton
Oklahoma
73601

8/18/2023

Brytnee Hammonds
918-977-1574
bhammonds@radsourcenet
bhammonds@radsourcenet

Tax Exempt

24 months
\$255,940.20
\$158,895.73
\$97,044.47
\$0.00
\$0.00
\$97,044.47

* Prices do not include any applicable taxes or delivery fees, unless otherwise stated in terms and conditions of contract.

Quote Comments:

Special Terms and Conditions

ONE TIME SPECIAL DEMO DISCOUNT FOR DEMO EQUIPMENT PURCHASE.

Customer Signature:

Print Name:

Title:

Date Signed:

NeuroLogica Corporation is pleased to submit the above quotation for the products described above at the prices and upon the terms and conditions stated, subject to Customer's acceptance of the terms and conditions attached within sixty (60) days of the quotation date and further subject to final approval by NeuroLogica's Management in Danvers, Massachusetts. Please submit Purchase Order(s) and associated Quotation(s) to:

NeuroLogica Corporation
14 Electronics Avenue, Danvers, MA 01923 USA
Email: orders@neurologica.com

Neur Logica

Quote #: Q-12124 | Quote Date: 7/19/2023 | Quote Expiration Date: 8/18/2023

QTY	NAME	PRODUCT CODE	DESCRIPTION	LIST PRICE (\$)	NET EXTENDED (\$)
1	V8 Shared Service	USS-V8ND00K4/ US-SSPKG	Samsung's V8 is a high-end shared service ultrasound system leveraging Crystal Architecture technology and S-Vue Transducers. It is designed with a 23.8" wide LED display, a 14" tablet user-interface. It is standard with CW, ECG, Cardiac Measurements, MultiVision, ClearVision, HQ-Vision, ShadowHDR, EzExam+, Needle Mate+, UterineContour and BiometryAssist. Optional advance technologies are available.	\$112,681.00	\$42,255.38
1	GI Value Package for V8	USO-UV8GVP0/ WR	Samsung's promotional software package for V8 until December 31, 2023 includes DICOM, LumiFlow, MV-Flow, Panoramic+.	\$1,707.00	\$1,707.00
1	CA1-7S Curvilinear Transducer for RS85 Prestige, V8, V7	USP-C017F6A/WR	Samsung's CA1-7S S-Vue single crystal convex array transducer/multi-frequency 1-7 MHz/center frequency 3 MHz/radius 56 mm.	\$20,000.00	\$7,500.00
1	LA2-9S Linear Transducer for RS85 Prestige, RS85, V8, V7	USP-L029FSA/WR	Samsung's LA2-9S Linear Transducer/multi-frequency 2-9 MHz/center frequency 5.6 MHz/ Footprint 50.2mm	\$17,640.00	\$6,615.00
1	LA2-14A Linear Transducer	USP-L02EF5B/WR	Samsung's LA2-14A linear array probe/multi-frequency 2-14 MHz/center frequency 6 MHz/ footprint 50 mm.	\$16,200.00	\$6,075.00
1	LA4-18A Linear Transducer for RS85, RS85 Prestige, V8	USP-L04IF3A/WR	Samsung's LA4-18A linear array transducer/ multi-frequency 4-18 MHz/center frequency 10 MHz/footprint 37mm.	\$13,490.00	\$5,058.75
1	PA1-5A MHz Phased Array Transducer for HS60, RS85 Prestige, V8	USP-P015FSB/WR	Samsung's PA1-5A S-Vue phased array sector transducer/multi-frequency 1-5 MHz/center frequency 2 MHz/footprint 90mm.	\$14,000.00	\$5,250.00
1	EA2-11AR - Straight 2D Endocavity Transducer	USP-EF2BF1B/WR	Samsung's EA2-11AR straight 2D endocavity transducer/multi-frequency 2-11 MHz/center frequency 6 MHz/ field of view 150 degrees.	\$16,800.00	\$6,300.00
1	DP2B Pencil Transducer for HS40, HS50, HS60, HM70 EVO, V8, RS85, RS85 Prestige, V7	USP-W020H0A/WR	Samsung's DP2B continuous wave pedoff transducer 2 MHz.	\$4,350.00	\$1,631.25
1	4P PSA with pencil port	USO-UV8P4P0/WR	Samsung 4-Port with Pencil Port for V8	\$12,512.20	\$4,692.08
1	ElastoScan+ for V8	USO-UV8ES0A/WR	Choose package with E-Cervix or E-Strain.	\$4,020.00	\$1,507.50
1	Mobile Export for V8	USO-UV8ME00/ WR	Samsung's Mobile Export known as HelloMom is a simple and secure image sharing solution by generating QR code for the selected fetal images. Pregnant women and family are capable of downloading images of fetus by scanning on the QR code using smartphone, reducing the hassle of installing a separate application.	\$3,485.00	\$1,306.88

Neur Logica

Quote #: Q-12124 | Quote Date: 7/19/2023 | Quote Expiration Date: 8/18/2023

QTY	NAME	PRODUCT CODE	DESCRIPTION	LIST PRICE (\$)	NET EXTENDED (\$)
1	ADVR (no dongle) for V8	USO-UV8AD00/WR	Samsung's advanced DVR (ADVR) Options enables direct digital recording of the ultrasound to either DVD or external USB device.	\$3,360.00	\$1,260.00
1	Stress Echo for V8	USO-UV8SO00/WR	Samsung's Stress Echo package includes wall motion scoring and reporting. It includes exercise Stress Echo, pharmacologic Stress Echo, diastolic Stress Echo and free programmable Stress Echo.	\$3,610.00	\$1,353.75
1	Samsung CV Auto Package for Samsung V8, Includes Cardiac Measurements, Strain +, and HeartAssist for Adults	USO-UV8CMP1/WR	Samsung CV Auto Package includes License Activation Code, Cardiac Measurements (PN:USO-UV8CA00/WR), Strain+ SW (PN:USO-UV8SR00/WR), and HeartAssist for Adults (PN:USO-UV8HAA0/WR)	\$6,700.00	\$2,512.50
1	Auto EF for V8	USO-UV8AE00/WR	Samsung's cardiac technology to automatically calculates fraction of blood ejected from a ventricle of the heart with each heartbeat using Speckle tracking algorithms.	\$4,200.00	\$1,575.00
1	Gel Warmer for V8, V7	USO-UV8GW00/WR	Samsung's gel warmer hardware Options.	\$860.00	\$322.50
1	TP-Link Wireless Adapter	-USO-TPLNKSRLS	TP-Link High Gain Wireless Dual Band USB Adapter.	\$325.00	\$121.88
1	Initial Application Training III for HERA W9, HERA W10, RS85, RS85 Prestige, V8	UST-APPS3	Samsung's initial 3-days of onsite clinical applications training, to be used within one year of initial installation, is included with the purchase of the HERA W9, HERA W10, RS85, and RS85 Prestige and V8. A maximum of up to 10 sonographer SDMS CMEs, within a 12-month period, are provided for time spent with the Clinical Applications Specialist during initial install.	\$0.00	\$0.00
				SUBTOTAL:	\$255,940.20
				DISCOUNT:	\$158,895.73
				TOTAL:	\$97,044.47

Neur Logica

Quote #: Q-12124 | Quote Date: 7/19/2023 | Quote Expiration Date: 8/18/2023

Quote Options

*****The following optional items are not included in TOTAL NET PRICE listed above.**

QTY	NAME	PRODUCT CODE	DESCRIPTION	LIST PRICE (\$)	NET EXTENDED (\$)
1	CV1-8A Volume Transducer	USP-V018FSE/WR	Samsung's CV1-8A S-Vue 3D Volume transducer/ multi-frequency 1-8 MHz/center frequency 4 MHz/ radius 41 mm.	\$23,710.00	\$8,891.25
1	EV2-10A Endocavity Volume Transducer	USP-V02AF1B/WR	Samsung's EV2-10A endocavity transducer/ multi-frequency 2-10 MHz/ center frequency 5 MHz/ field of view 150 degrees.	\$22,500.00	\$8,437.50
1	Smart 4D for V8	USO-UV8S400/WR	Samsung's Package includes 4D, 3DXI, 3DMXI, FAD, SFVI, VSI, Smooth Cut, Slab 3D.	\$4,500.00	\$1,687.50
1	HDVI (no dongle) for V8	USO-UV8HV00/WR	Samsung's image optimization for 3D Volume Data Sets Employing Algorithms to Minimize Speckle and Define Edges.	\$6,200.00	\$2,325.00

Neur Logica

Quote #: Q-12124 | Quote Date: 7/19/2023 | Quote Expiration Date: 8/18/2023

TERMS AND CONDITIONS FOR SALE OF ULTRASOUND/DIGITAL RADIOGRAPHY EQUIPMENT

- 1. Definitions:** When used herein, "SAMSUNG" shall mean NEUROLOGICA CORPORATION, a subsidiary of Samsung Electronics America, Inc. "Buyer" shall mean the party who has placed the order filled by the equipment and/or products set forth on the face of this document. "Products" shall mean all ultrasound equipment and services identified on the applicable SAMSUNG Quote set forth on the face of this document. "Order" shall mean the order placed by Buyer with SAMSUNG for the Products in accordance with these Terms and Conditions. "Contract" or "Agreement" shall mean the Order made between Buyer and SAMSUNG for the Products listed on the face of this document and governed by these Terms and Conditions.
- 2. Orders:** The Order shall be deemed to be placed subject to these Terms and Conditions and no variation of these Terms and Conditions is applicable unless expressly accepted in writing by SAMSUNG. Buyer shall indicate its tax exempt status on the face of this document. If Buyer is tax exempt, Orders shall include a valid tax exemption certificate or other acceptable evidence. Failure to provide such evidence may delay the processing of the Order. SAMSUNG's performance of the Contract is conditioned upon SAMSUNG being satisfied, after conducting such inquiries as SAMSUNG considers necessary, of the credit worthiness of Buyer. In order to determine the credit worthiness of Buyer, SAMSUNG may request financial information regarding Buyer, including but not limited to financial statements. SAMSUNG's obligation to deliver the Products or any part of the Products will be conditional upon there having occurred, in the reasonable opinion of SAMSUNG, no adverse change in the financial status of Buyer between the time of acceptance of the Order and the date of shipment. All Orders are subject to acceptance by SAMSUNG at its headquarters. No Orders can be amended except with SAMSUNG's written approval which approval may be granted or withheld in Samsung's sole reasonable judgment and upon terms which indemnify SAMSUNG against any losses including loss of profit on additional costs resulting therefrom. Shipment of the Product in response to Buyer's Order by SAMSUNG shall constitute acceptance of the Order unless acceptance has been given at an earlier time in writing. SAMSUNG shall have the right to change the manufacture and/or design of Products that are subject to an existing order if, in the judgment of SAMSUNG, such change does not alter the general function of the Products.
- 3. Payment Terms; Security Interest:** The purchase of each Product ordered, net of trade#in allowance and deposit, plus transportation charge and any applicable taxes, will be invoiced upon delivery in accordance with Section 4 hereof, and payment terms are cash in advance, unless otherwise stated. Payment shall be made in U.S. Dollars. Full payment is due thirty (30) days from the date of invoice. As long as Buyer's tax exempt status remains in effect, SAMSUNG will not bill Buyer for any tax against which Buyer is exempt at the time when such tax is imposed. Invoices not paid when due shall be subject to a late charge equal to 1% of the amount of the invoice or the highest lawful rate which may be charged to Buyer, whichever is less. Buyer shall also pay reasonable attorney's fees, collection agency fees and expenses should the invoices associated with this Order be referred to an attorney or collection agency for collection. Payments shall be made to SAMSUNG, at the address stated on each invoice. SAMSUNG reserves a purchase money security interest in all goods, equipment, inventory or Product sold hereunder and Buyer grants SAMSUNG such an interest. The terms of this Agreement constitute a security agreement between SAMSUNG and Buyer. Buyer authorizes SAMSUNG to file, in jurisdiction where this authorization will be given effect, a Financing Statement signed only by SAMSUNG, describing its collateral; and from time to time at the request of SAMSUNG, Buyer agrees to execute such other documents (and pay the cost of filing or recording the same in all public offices deemed necessary or desirable by SAMSUNG), and do such other acts and things, all as SAMSUNG may request to establish and maintain a valid and perfected security interest in the Product (free of all other liens and claims whatsoever) to secure the payment of Buyer's obligations. SAMSUNG shall have all the rights of a secured party as set forth in the New York Uniform Commercial Code. Title to goods, equipment, inventory or Product resold to a third party shall be subject to a lien in favor of SAMSUNG until payment in full is received.
- 4. Delivery; Title; Transportation:** After acceptance of the Order, SAMSUNG will notify Buyer of the approximate delivery and arrival date(s) of the Products ordered, but SAMSUNG does not guarantee a particular day of delivery. Delivery is contingent on adequate prior financial arrangement. Delivery shall be F.O.B./FCA Danvers. Title thereto shall pass to Buyer upon delivery.
- 5. Product Acceptance:** Without impairment of the warranty/remedy, any Product ordered herein shall be rightfully rejected by Buyer upon installation only if it fails to conform to the specifications for it set forth in the current published specifications (copy will be provided upon written request).
- 6. Returns:** Returns shall be in accordance with SAMSUNG's then#current standard return policy. Any returns of Products must be authorized by SAMSUNG in writing, and will be subject to a 20% (of purchase price) restocking charge.
- 7. Cancellations:** Any cancellation of Products ordered but not delivered to a common carrier must be received in writing, and will be subject to a 5% (of purchase price) charge.
- 8. Software:** For all Products purchased hereunder which utilize SAMSUNG software for their operation, such software shall be licensed (and not sold) to Buyer.
- 9. Limited Warranty:** SAMSUNG warrants to Buyer that any Product purchased hereunder (exclusive of Product Software) will be free from defects in material and workmanship at the time of Completion of Installation and for a period of twenty#four (24) months (the "Warranty Period"). During the Warranty Period, SAMSUNG, in its sole, absolute discretion will either repair or replace, at its option, all Products or parts proven defective and subject to this Limited Warranty, including labor, replacement parts necessary to bring the covered Product to manufacturer specifications, and reserves the right to determine the location at which repair/replacement will be accomplished. Repair or replacement Products or parts may be new, used or refurbished equivalent Products or parts, provided, that the warranty set forth above shall continue to apply for the remainder of the Warranty Period. Used, refurbished or spare parts are warranted under the terms of this Limited Warranty only for the remainder of the original Warranty Period. Exchanged Product and parts become the property of SAMSUNG. Failure to return defective parts to SAMSUNG within thirty (30) days of Buyer's receipt of the replacement part may result in a charge equal to the then#current standard SAMSUNG price for any defective parts removed from the Product that are not properly returned for which Buyer received a replacement part (or unused replacement part, as the case may be). Repairs or replacements deliveries shall not interrupt, extend or prolong the term of this Limited Warranty. SAMSUNG's Limited Warranty does not apply to consumable materials, except as specifically stated in writing, nor to products, parts or software not supplied or authorized by SAMSUNG. This Limited Warranty covers manufacturing defects in materials and workmanship encountered in normal use and does not apply to misuse, abuse, neglect, Buyer adjustments, vandalism, accidents, fire, earthquake, lightning, smoke/water or other hazards or acts of nature, abnormal or unusual electrical stress, power failures, power surges, improper cleaning, improper handling, bite damage (for TEE transducers), improper operation, alteration or repair by untrained persons or persons not authorized or approved by Samsung or failure to maintain in accordance with the routine maintenance schedule set forth in the operating manual for the Product. Transducer coverage under this Limited Warranty is limited to the probes purchased concurrent with the ultrasound system(s) and aforementioned restrictions and limitations apply.

THE FOREGOING LIMITED WARRANTY SHALL BE IN LIEU OF ANY OTHER WARRANTY, EXPRESS, IMPLIED OR STATUTORY RESPECTING THE PRODUCT OR ANY PARTS OR COMPONENTS THEREOF, INCLUDING, BUT NOT LIMITED TO, ANY IMPLIED WARRANTY OF

Neur Logica

Quote #: Q-12124 | Quote Date: 7/19/2023 | Quote Expiration Date: 8/18/2023

MERCHANTABILITY OR FITNESS FOR A PARTICULAR PURPOSE. THE FOREGOING WARRANTY SHALL BE BUYER'S SOLE AND EXCLUSIVE REMEDY IN CONTRACT, TORT OR UNDER ANY OTHER THEORY AGAINST SAMSUNG RESPECTING THE PRODUCT AND ITS PARTS AS DESCRIBED ABOVE AND NO OTHER REMEDY (INCLUDING, WITHOUT LIMITATION, CONSEQUENTIAL DAMAGES) SHALL BE AVAILABLE TO BUYER. SAMSUNG SHALL HAVE NO FURTHER OBLIGATION OR LIABILITY WITH RESPECT TO THE PRODUCT OR ITS SALE, OPERATION AND USE, AND SAMSUNG NEITHER ASSUMES, NOR AUTHORIZES THE ASSUMPTION OF, ANY OBLIGATION OR LIABILITY IN CONNECTION WITH SUCH PRODUCT. EXCEPT FOR THE EXCLUSIVE REMEDIES FOR BREACH OF WARRANTY SET FORTH ABOVE, UNDER NO CIRCUMSTANCES WILL SAMSUNG BE LIABLE FOR ANY DAMAGES, INCLUDING WITHOUT LIMITATION DIRECT, INDIRECT, SPECIAL, INCIDENTAL, PUNITIVE OR CONSEQUENTIAL DAMAGES (EXCEPT FOR DAMAGES RELATING TO DEATH OR PERSONAL INJURY IN JURISDICTIONS WHERE SUCH DAMAGES MAY NOT BE DISCLAIMED AS A MATTER OF LAW) OR LOSS OF SAVINGS, REVENUES OR PROFITS, UNDER ANY LEGAL THEORY, SUSTAINED BY BUYER OR BY ANY OTHER PERSON IN CONNECTION WITH PRODUCTS. THIS LIMITATION CANNOT BE WAIVED OR AMENDED BY ANY PERSON AND WILL BE EFFECTIVE EVEN IF SAMSUNG OR ITS AUTHORIZED REPRESENTATIVE HAS BEEN ADVISED OF, OR MIGHT HAVE ANTICIPATED, THE POSSIBILITY OF SUCH DAMAGES.

This Limited Warranty is made on condition that immediate notice of any defect is given to SAMSUNG and the SAMSUNG inspection reveals that the Buyer's claim is valid under the terms of this Limited Warranty.

Warranty service will be provided in accordance with SAMSUNG's policies as then in effect without charge during SAMSUNG's regular working hours (8:00am#5:00pm – Buyer local time) Monday through Friday, except SAMSUNG's recognized holidays. If Buyer requires that service be performed other than during these times, such service can be made available at an additional charge, at SAMSUNG's then current rates.

10. **Installation:** SAMSUNG and/or its agents shall install each Product at the location designated on the front side hereof after its arrival if the installation Site Requirements specified by SAMSUNG for proper operation of the Product have been satisfied. Satisfaction of the installation Site Requirements is Buyer's responsibility. "Completion of Installation" shall occur when the Product operates in conformity with the current published specifications.

11. **Training:** Any product training identified in the Quotation shall be in accordance with the terms and condition of SAMSUNG's then#current training program. Unless otherwise stated in the catalog description, training must be completed within twelve (12) months after (i) the date of Product delivery for training purchased with Products and (ii) the purchase date for additional purchased training days. If training is not completed within the applicable time period, SAMSUNG's obligation to provide the training will expire without refund.

12. **Acceptance Confirmation:** Buyer agrees to promptly execute and deliver to SAMSUNG upon Completion of Installation of the Product on Buyer's premises a confirmation by Buyer of Acceptance. If Buyer does not for any reason execute and deliver to SAMSUNG such confirmation of acceptance within five (5) days after Completion of Installation, Buyer hereby irrevocably authorizes SAMSUNG and any officer of SAMSUNG as its attorney's in fact, to execute a statement confirming that the Product has been delivered to and installed upon the premises of Buyer as required by this Agreement and accepted by Buyer. Buyer agrees within thirty (30) days after Completion of Installation of the Product to inform SAMSUNG of any nonconformity in the Product that substantially impairs its value, and Buyer's failure to do so shall be an acknowledgment by Buyer that there is no nonconformity of the Product to the knowledge of Buyer or its agents.

13. **Default:** Failure of Buyer to make payments or to perform any other condition herein shall constitute a breach of the affected Order(s) placed hereunder. In the case of breach, SAMSUNG may cancel the defaulted Order(s), declare the entire amount of Buyer's unpaid obligations under this Agreement and any other charges immediately due and payable, and use all available remedies to take possession and remove Product(s) with all costs, including attorney's fees, to be borne by Buyer. SAMSUNG's right to recover possession of the Product is in addition to all available remedies at law or in equity

14. **Post Audit:** Buyer shall, at SAMSUNG's request, provide full and complete records which fully support any discrepancies that Buyer may claim exist between amounts SAMSUNG claims are due from Buyer and amounts Buyer claims are due from Buyer to SAMSUNG. Any claims of discrepancies raised by Buyer shall be waived by Buyer if such claim is not made within six (6) months of the date of invoice on which such claim is based.

15. **Indemnity:** Buyer shall and does hereby agree to indemnify and hold SAMSUNG harmless of and front any and all liability, loss, cost, injury, damage, demand and expense (including, without limitation, reasonable attorneys' fees) of any kind whatsoever arising out of, on account of, or in connection with any misuse of the Product, including, without limitation, use contrary to or different from that prescribed in the Operator's Manual, failure to follow the procedures for operation or maintenance in the Operator's Manual, failure to satisfy the installation Site Requirements, operation by other than a trained operator, or repair parts in an altered condition, use with any supply contrary to its accompanying instructions, failure to follow any information or directive release, representing a test result to be more accurate, precise, or reliable than set forth in specifications, incorrectly utilizing a test result, or using any test result which would have appeared incorrect to an operator/physician correctly applying the procedures and techniques taught at the educational facilities. This indemnity shall not be affected or terminated by reason of the termination of this purchase, for any reason, with respect to all or any part of the Product.

16. **Liability Insurance:** Buyer shall, at its own expense, and for its own protection, carry comprehensive general liability insurance and contractual liability insurance, in such amount with such companies and in such form as is satisfactory to SAMSUNG, with respect to injury or property damage resulting from or based in any way upon or in any way connected with or relating to the installation, use or alleged use, or operation of any or all of the Product, or its location or condition. Buyer shall deliver to SAMSUNG, prior to delivery of any item of Product, each of the forgoing policies, or other satisfactory evidence of such insurance if requested. Each such policy shall contain an endorsement providing that the insurer will give the SAMSUNG not less than thirty (30) days prior written notice of the effective date of any alteration, change, cancellation, or modification of such policy, or the failure by Buyer to timely pay all required premiums, costs or charges with respect thereto. In case of the failure to procure or maintain such insurance, SAMSUNG shall have the right but not the obligation to obtain such insurance and the amount so paid shall be immediately due and payable by Buyer to SAMSUNG as additional costs incurred.

17. **Non#Waiver:** NO FAILURE BY SAMSUNG TO REQUIRE COMPLIANCE WITH ANY PROVISION HEREOF SHALL OPERATE AS A WAIVER BY SAMSUNG OF SUCH PROVISION OR OF SUCH NONCOMPLIANCE.

18. **Execution Warranty:** Buyer warrants that it has entered into this Agreement pursuant to proper authorization and that this Agreement constitutes a valid and binding obligation of Buyer. The agent of Buyer executing this Agreement for Buyer warrants that this purchase and its execution have been duly authorized by Buyer, that it constitutes a valid and binding obligation of Buyer, and that he/she has authority to make such execution for Buyer.

19. **Site Requirements:** Products should be maintained in proper environment for operation and storage, and exposure to the following avoided: exposure to water vapor, direct sunlight, dust, high humidity, poor ventilation, salty atmosphere, chemicals or gas. Products should be stored with humidity maintained between 30% and 85% and the following temperature avoided: where ambient temperature falls below 10° C or exceeds 40° C for

Neur Logica

Quote #: Q-12124 | Quote Date: 7/19/2023 | Quote Expiration Date: 8/18/2023

normal operation. Products should not be exposed to excessive shocks and vibrations. The power supply line is fully grounded and suitable with that of the Product, 120 VAC.

20. **LIMITATION OF LIABILITY:** NEITHER SAMSUNG NOR BUYER SHALL BE LIABLE TO ONE ANOTHER FOR ANY INDIRECT, INCIDENTAL, SPECIAL OR CONSEQUENTIAL DAMAGES, INCLUDING BUT NOT LIMITED TO LOSS OF PROFITS OR REVENUE, LOSS OF USE OF THE PRODUCT OR ANY ASSOCIATED PRODUCTS, OR COST OF SUBSTITUTED FACILITIES, EQUIPMENT OR SERVICES WHICH ARISE OUT OF PERFORMANCE OR FAILURE TO PERFORM ANY OBLIGATION CONTAINED WITHIN THIS AGREEMENT, OR OUT OF NEGLIGENCE IN THE COURSE OF SUCH PERFORMANCE WHETHER THE CLAIM FOR DAMAGES IS BASED IN CONTRACT, TORT (INCLUDING NEGLIGENCE), STRICT LIABILITY OR OTHERWISE, EXCEPT FOR CLAIMS FOR PERSONAL PROPERTY TO THE EXTENT CAUSED BY SAMSUNG'S FAULT OR NEGLIGENCE. IN NO EVENT, SHALL THE TOTAL LIABILITY OF SAMSUNG HEREUNDER EXCEED THE ACTUAL PRICE FOR THE PRODUCT WHICH GIVES RISE TO THE CLAIM.

21. **Termination:** Without prejudice to any claim or right it might otherwise make or exercise, SAMSUNG shall have the right forthwith to terminate the Contract by prompt notice and to claim losses, costs, or expenses thereby incurred if Buyer commits any material breach of any of the terms of these conditions or if Buyer makes or offers to make any arrangement or composition with creditors or commits any act of bankruptcy, or if any petition or receiving order in bankruptcy is presented or made against Buyer, or if any resolution to wind up Buyer is passed.

22. **Complete Statement:** This Agreement shall be complete and binding upon SAMSUNG when accepted in writing by an authorized representative of SAMSUNG. When accepted, this Agreement shall constitute final, complete and exclusive written expression of all terms and conditions of SAMSUNG's contract to sell the Product ordered herein to Buyer AND ANY STATEMENT OF SAMSUNG OR ANY AGENT OF SAMSUNG OR ANY DIFFERENT OR ADDITIONAL TERMS AND CONDITIONS OF OTHER ORDER FORM SUBMITTED BY BUYER RESPECTING THE PRODUCT ORDERED HEREIN SHALL BE GIVEN NO FORCE OR EFFECT.

23. **Amendment:** This Agreement may not be altered, modified, terminated or discharged, except by a subsequent writing signed by the party against whom such alteration, modification, termination or discharge is sought to be enforced.

24. **Compliance with Law:** Buyer must comply with all applicable international, national, state, regional and local laws and regulations, including, without limitation, the United States Foreign Corrupt Practices Act of 1977 and the Export Control Act, Export Administration Regulations, Federal Food, Drug and Cosmetic Act, the FDA Modernization Act, as amended from time to time.

25. **Ownership.** Buyer acknowledges and agrees that all inventions, designs, patent applications, trademarks, tradenames, logos, copyrights, patent licenses, service marks, mask works, design rights, knowhow, trade secrets, and other intellectual property rights involved or arising from the development and manufacture of the Products, including without limitation the designs, Samsung's logos, trademarks, tradenames and Samsung's product model names (collectively the "Samsung IP"), are owned exclusively by Samsung, free and clear of all rights, title, interest, liens and encumbrances of any third party.

26. **Confidentiality:** Buyer agrees to maintain and protect the confidentiality of any of SAMSUNG's proprietary product, technical and business information, or any other information that may be disclosed to or provided to Buyer or acquired by Buyer or personnel of Buyer in the course of Buyer's performance hereunder, and further agrees not to use, disclose, reproduce or dispose of such information in any manner except as necessary in the course of Buyer's performance hereunder.

27. **No Modification or Reverse Engineering:** Buyer agrees that it will not modify, adapt, alter, translate, or create derivative works from any of the Products purchased under this Agreement or derive, attempt to derive or direct others to derive the source code of any software product or the physical structure or technical properties of any Product purchased under this Agreement by reverse engineering, disassembly, decompilation or any other means.

28. **Assignment:** Buyer may not assign its rights or delegate its duties under this Agreement without SAMSUNG's prior written consent which consent Samsung may grant or withhold in Samsung's sole, reasonable judgment. Buyer acknowledges and agrees that SAMSUNG may assign this Agreement, including all financial aspects hereof with or without notice to Buyer. The assignee will have the same rights and benefits as SAMSUNG but none of its warranty, or service obligations hereunder. Buyer hereby waives and agrees not to assert against any such assignee any claim, defense, counterclaim, recoupment or setoff that Buyer has or may at any time have against SAMSUNG for any reason whatsoever.

29. **Jury Waiver; Choice of Law:** SAMSUNG AND BUYER UNCONDITIONALLY WAIVE THEIR RIGHTS TO A TRIAL BY JURY IN CONNECTION WITH THIS AGREEMENT OR THE TRANSACTION AND/OR RELATIONSHIP ESTABLISHED HEREUNDER. This Agreement and the rights and obligations of the parties hereunder shall in all respects be governed by and construed in accordance with the laws of the State of New York.

30. **General:** Whenever herein the singular is used in reference to any Product, the same shall include the plural where appropriate. The captions, heading and arrangements used in this Agreement are for convenience only and do not in any way affect, limit, amplify or modify the terms and provisions hereof. If any provision of this Agreement is held to be illegal, invalid or unenforceable under present or future laws effective during a term of this Agreement, the legality, validity and enforceability of the remaining provisions of this Agreement shall not be affected thereby, and in lieu of each such illegal, invalid or unenforceable provision as may be legal, valid or enforceable.

31. **Force Majeure:** Neither party shall be liable hereunder by reason of any failure or delay in the performance of its obligations hereunder (except for the payment of money) on account of strikes, shortages, riots, insurrection, fires, flood, storm, explosions, earthquakes, acts of God, epidemics, pandemics and national emergencies, war, governmental action, supplier problems, or any other force majeure event that is beyond the reasonable control of such party; provided, however, that if such failure or delay in performance continues for more than ninety (90) calendar days, the other party shall have the right to terminate this Agreement immediately upon written notice. Each party shall use its reasonable best efforts to notify the other party of the occurrence of such an event within three (3) business days of its occurrence.



8121 NW 97th Terrace, Kansas City, MO 64153
Phone: 816-741-5558 Fax: 816-587-2423

Visit Us Online At:

Quote #	RDSQ6695-01	Account Manager	Brytnée Hammonds
Date	8/22/2023	Phone	918-977-1574
Valid Through	9/8/2023	Email	bhammonds@radsources.net

Clinton Regional Hospital

100 N 30th St
Clinton, OK 73601

Mike Thomas
Phone: (580) 323-2363
Email: Oklahomamikethomas@gmail.com
GPO:

Bill To: Clinton Regional Hospital

100 N 30th St
Clinton, OK 73601

Ship To: Clinton Regional Hospital

100 N 30th St
Clinton, OK 73601

S4343-AWM

Samsung 17x17 Wireless Cesium Digital Standard Detector

With its advanced technology, Samsung's flat panel detector delivers high image quality, immediate results and patient safety. Our compact and light detector improves work efficiency and user experience.

- Detector Type: Amorphous Silicon TFT
- Scintillator Type: Cesium Iodide (CsI)
- Pixel Pitch: 140 µm
- Active Detector Matrix: 3040 x 3036 pixels (W x D)
- Effective Area: 425.6 mm x 425.04 mm
- Spatial Resolution: 3.57 lp/mm
- A/D Conversion: 16-bit
- DQE: 65% (0.0 lp/mm, Typical)
- MTF: 88% (0.5 lp/mm, Typical)
- Weight: 3.6 kg (Approx)
- Dust/Water Resistance: IP54
- Self Diagnosis: Automatic detection & alarming of line artifact
- Dimensions (WxDxH): 460 mm x 460 mm x 15 mm (18.11" x 18.11" x .59")

Max Load Capacity:

- o Distributed: 400 kg (882 lbs)
- o Local: 200 kg (441 lbs), 40mm diameter disk at center

S-Station with S-Vue™ Image Processing

S-Vue™ provides excellent, high resolution images for the ultimate in diagnostic accuracy and confidence. The S-Vue™ image

processing engine's adaptive filtering and processing technologies offer outstanding detail and image quality.

Pediatric Exposure Management with optimized 6-stage weight dependent imaging enables pediatric patients to avoid unnecessary x-ray exposure.

Imaging Workstation Software:

- o Post Processing: S-Vue™
- o Display Functions: Window/Level, Zoom/Magnify, Flip/Rotate, Invert, Shutter (Fixed / Auto / Manual)
- o Annotations: Marker, Free Text, Arrow, Line, Length/Angle, Cobb Angle, Rectangle, Ellipse
- o Layout: 1x1, 1x2, 2x1, 2x2
- o Auto Crop: Auto Shutter
- o Auto APR: X-Ray Factors, Image Processing Parameters, Markers, Etc.
- o DICOM 3.0:
DICOM Verification
DICOM Modality Worklist DICOM MPPS
DICOM Storage
DICOM Storage Commitment DICOM Grayscale Print DICOM Query/Retrieve DICOM GSPS
DICOM Media Exchange / DICOM DIR

Hardware:

- o CPU: Intel Core i5 8500 (2666MHz)
- o RAM: 8 GB
- o HDD: 1 TB
- o Operating System: Windows 10 IoT Enterprise
- o Display: FHD 23" LCD Monitor (16:9, 1920 x 1080)

DGR-ACCSDC/US

Battery Recharger

Dimension: 208mm x 155mm x65mm (WxDxH)
Weight: 1.2kg.

DGR-ACCSBD/US

Battery 2 Each

Dimension: 98mm x 57mm x28mm (WxDxH)
Weight: 0.14kg

Cybersecurity

Intrusion Prevention - tools for protecting against cyber threats from external attacks
Access Control - strengthened surveillance for tracking the access of patient information
Data Protection - encryption functions for safe-guarding data whether at-rest or in-transit

DGR-SWSHR2

"S-Share" Acquisition Station Software Key

This S-Share Software License allows two modalities to share One Samsung DR Panel. If you would like to share the DR Panel with more than two Samsung DR Modalities, each additional license is just \$1,500.00.

NOTE* DR Panel Requires a 215 LPI Grid in Wall Cabinet and Table

I&W

Installation and Warranty Included

2 Days Applications Training Included in purchase price.

I&W

Installation and Warranty Included

APPS 2.0

2 Days Applications Training Included in purchase price

Included

One year of drop protection

excludes applicable deductibles (value of \$4,000.00)

System Purchase Price:

\$35,000.00

JRS1318178101	New 10x10 in. grid 2x5 LPI 10'x1' (10'x1' 40-72" 10'x1' 40-72")	\$1,100.00	QTY	_____	Initial
OR.LNS21717	New 17x17 in. LOCK-N-SECURE® II (Optional) long dimension handle with additional accessory handle, grid to be quoted separately.	\$805.00	QTY	_____	Initial
WB.C1417	17X17 WEIGHT DISTRIBUTION CAP (Optional)	\$650.00	QTY	_____	Initial

Taxes and Freight charges will be included in the final invoice if not specified on this quotation.

Tax Exempt: YES / NO (Please circle one)
If yes, we will require a copy of your tax exempt certificate.

Subtotal \$35,000.00
Tax \$0.00
Shipping \$0.00
\$35,000.00

Please choose / check by one of the following:

\$26,250.00

Funding Source:

- Cash
- Credit Card
- Bank Loan
- Lease

Credit Card Name: _____
 Credit Card Number: _____
 Expiration Date / CVV: _____
 Name of Bank: _____

**If order is being leased, a Leasing Company's Purchase Order is required.*

Notes

Upon acceptance by both parties, as indicated by their signatures below, this Quotation shall become a binding Sales Contract between BUYER and SELLER.

Installation will be performed during RadSource Imaging Technologies normal operational hours, Monday through Friday, 8:00AM to 5:00PM. Requests for overtime installation services will need to be approved by RadSource Imaging Technologies Service Manager. RadSource Imaging Technologies prevailing overtime rates will apply, times the number of men required to perform the required installation.

Buyer Site Preparation and Installation:

Buyer is responsible for all site and/or room preparation including but not limited to Electrical, Plumbing, Overhead Support Work, Power Access, and providing the necessary Networking Access. Professional room drawings can be provided by RadSource Imaging Technologies Inc. upon customer's request with purchase of equipment from RadSource. Drawings will be started once down payment is received. The area where the X-ray equipment is to be installed will need to be completely finished including paint, baseboards, ceiling etc. before the equipment installation can take place.

Quoted Prices and specifications are subject to change without notice prior to signed buyers agreement. Service Agreement Options are available to protect your purchase after the initial warranty has expired.

During or following installation, a RadSource employee may take photographs of the system being installed at your facility along with an image of the outside of your facility to include on their website's installation galler
 (By signing this agreement, you agree to grant to RadSource, permission to use, reuse, publish, and republish any photographs that they have taken, or may take of your facility, or the

equipment installed at your facility. (RadSource will never take photographs of people, or any other hospital, patient or other confidential information.) The photographs can be used in any and all media now or hereafter, including the internet, for the purpose of promoting our installation process at your facility; and to use your company name in connection with any images RadSource so chooses to use. You agree to release and discharge RadSource from any and all claims and demands that may arise out of or in connection with the use of the photographs.

Warranty Information - Warranty Begins Upon Completion of Installation

RADSOURCE: Twelve (12) months of service from date of completion of installation.

PARTS WARRANTY: Provided by the Manufacturer, Twelve (12) months, unless otherwise indicated in quote.

All warranties are subject to manufacturer's terms and conditions. Service hours of warranty coverage are Monday through Friday from 8:00 AM to 5:00 PM CST, excluding holidays.

Extended warranty Information available under separate cover.

Warranty Exclusions:

DR Drop Protection excluded if applicable. Warranty does not cover damage caused by any act of God, war, terrorism, normal wear and tear, dropping or impact, neglect, power spikes or surges that might potentially damage the equipment's internal components, loss of power, water, smoke, fire, fire suppressant, high winds, lightning strikes, viruses, tampering, operator abuse or use other than what the equipment is intended to be used for. Warranty is non-transferable. RadSource Imaging Technologies, Inc. is not responsible for lost revenue due to down time.

Payment Terms

The terms stated in this agreement are an important part of this business/purchase agreement. The buyer certifies and agrees to the stated payment terms and agrees that they or their purchasing organization will carry them out as stated in this agreement.

75% due with signed buyer's agreement, remaining 25% due upon completion of installation.

Additional convenience fee of 3% will be added to all invoices paid by approved credit card.

Pricing contained within this proposal excludes shipping and applicable taxes. Shipping charges are pre-paid by RadSource and shall be added to the buyer's final invoice. Any applicable taxes are the responsibility of the buyer. If the buyer is tax-exempt, RadSource Imaging will require a copy of their tax exempt certificate. System(s) installation will be scheduled on a mutually agreeable date. Installation will not begin until the (first and second) progress payments have been submitted to RadSource Imaging Technologies, Inc.

Please initial here that the terms in this quotation have been read and agreed to _____ *Initial Here*

* If this quote contains lease payment options, the lease options are provided as an estimate only. Final lease payment amount is subject to credit verification and applicable taxes as required by law.

Tax exempt? Yes or No (please circle one) If yes, we will require a copy of your tax exempt certificate.

Thank you for your business!

