CHANGE ORDER NO. 1
Additional Pay Item for Open-Cut Installation of Butt-Fused HDPE Pipe

TO: Lonehickory Cattle LLC ("Contractor")

DATE: February 22, 2016

Upon Contractor acceptance and the City of Clinton ("City") approval, the work and Contract Documents for City of Clinton Project entitled Canute Raw Waterline shall be adjusted to include the following:

ADDITIONS:
Additional pay item for open-cut installation of butt-fused HDPE pipe is needed for locations of gas main crossings where they occur in private property (see attached drawings revisions) and at other locations as deemed necessary by the Engineer. Unit cost of open-cut butt-fused HDPE pipe installation shall be at $30/LF. Below is the pay item description for this added pay item.

12" DR-11 BUTT-FUSED HDPE WATERLINE PIPE (OPEN: (Bid Items 12a)

A. The measurement and payment for this item will be the actual number of linear feet of butt-fused HDPE waterline piping installed for each size pipe including all fittings. Waterline shall be measured for payment on a horizontal plane after installation of the pipe. Where lines are laid to conform to stationed profiles, payment shall be made on linear quantities based on the pipeline stationing as determined by the surveys made after installation.
B. The unit price bid for water pipe and appurtenances shall include all of the Contractor's costs of whatsoever nature. The unit price for this item shall include but not be limited to: locating existing utilities, potholing of existing utilities, excavation, dewatering, protection and support of existing utilities, saw-cutting, asphalt grinding, pavement removal and replacement, temporary pavement, furnishing and installation of the pipe, pipe fusion, fittings and appurtenances, MJ adapter kit, stainless steel ring stiffener, polyethylene wrap, tracer wire, warning tape, thrust blocks, removal and replacement of unsuitable backfill material, bedding material, compacted backfill, processing backfill to appropriate moisture content (if required), removal of excess soil materials, concrete collars, all extra compaction for backfill beneath surfacing, testing, flushing, removal and replacement of fencing, providing and removal of temporary fencing, removal and replacement of culverts and other drainage piping, flowfill encasement of culvert (if required) flared end section, and/or end protection (rip rap boulders etc.) as required to facilitate construction, relocation and protection of utility guy wires and/or poles, couplers, disposal of excess material, and all other necessary materials, work and equipment required to complete this item in accordance with the Drawings and Specifications.
C. The unit price submitted for waterline and appurtenances shall also include any other items necessary for a completely functioning system and to bring the site to original conditions which are not specifically called for in other bid items. Any such items shall be at no additional cost to Owner.
D. Unit price also includes the installation of marker post as shown in the Drawings and indicated in these Specifications.
E. The unit price bid for HDPE water pipe and appurtenances shall include all of the Contractor's cost of whatsoever nature to make any property improvements for each required easement agreement.
F. The measurement of the length of each line or run of pipe of each size will begin and end at:
    1. The end of the pipe where connected to an existing pipe, fitting, or valve; or at the end of a dead-end run.

2. The centerline intersection of run and branch on tees, crosses, or laterals where a branch line connecting therewith is constructed under this Contract. Where a branch fitting is installed under this Contract and the branch or connecting line is to be constructed by others at some future date or under another contract, the pay measurement will include the entire laying length of the branch or branches of such fitting.

G. The measurement, which is to be paid for on a unit price basis, will be continuous through and shall include the full laying lengths of all fittings and valves installed between the ends of each line; except that the laying lengths of reducers and increasers will be divided equally between the connected pipe sizes.

DEDUCTIONS:
None

Adjustments to Contract Price & Time

Item Description	**Contract Dollars**	**Calendar Days**
Contract Totals through & including Change Order No. 1	$1,399.492.00	180
Adjustments this Change Order No. 1	$762.00	0
Contract Totals to Date – Including Change Order No. 1	$1,400,254.00	180

Contract Time Expires on: **July 7, 2016.**

Acceptance of this Contract Change Order by the Contractor is a complete waiver and release by it, its subcontractors, and its suppliers of all direct, indirect, consequential and impact-related costs resulting from or related to this Change Order, and its effect, if any, on unchanged Work, including, but not limited to, delays, impacts and disruption as well as extended or increased jobsite and home office overhead costs that may be experienced or incurred as a result of performance of this Change Order.

This document will become a supplement to the Agreement and all of its provisions will apply hereto.

ACCEPTED FOR CONTRACTOR

By Wes Collins

Print Name Wes Collins

Title Owner

Date March 2, 2016

APPROVED FOR CITY OF CLINTON

By_____

Print Name_____

Title_____

Date_____

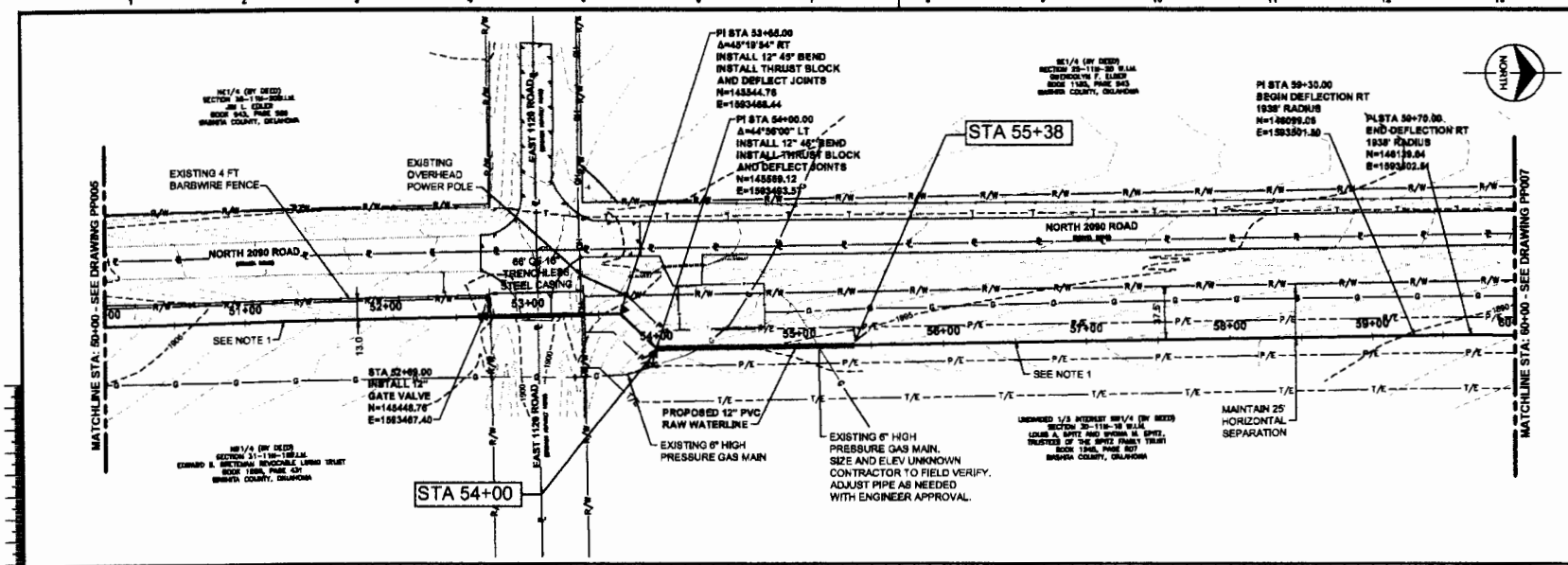

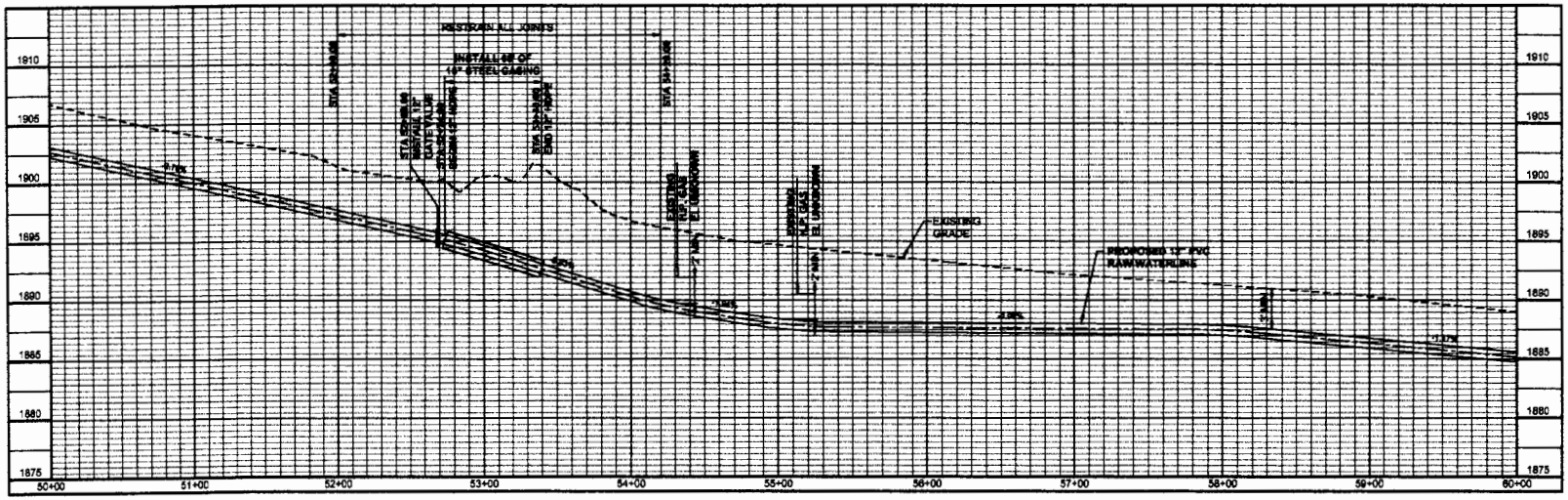

NOTES:

1. ALL DISTURBED VEGETATION AREAS ARE REQUIRED TO BE RESEEDED WITH NATIVE SEED AND RESTORED TO ORIGINAL CONDITIONS.
2. REMOVE AND REPLACE FENCE AS NEEDED TO FACILITATE CONSTRUCTION.
3. RESTORE DRIVEWAY TO ORIGINAL OR BETTER CONDITION. MAINTAIN ACCESS TO PROPERTY AT ALL TIMES.

VERTICAL 0 5' 10' SCALE IN FEET

HORIZONTAL 0 40' 80' SCALE IN FEET

no.	date	by	ckd	description
0	10/16/15	CRW	KH	ISSUE FOR BID
	1/05/16	CRW	KH	ISSUED FOR CONSTRUCTION

BURNS McDONNELL

date	detailed
JANUARY, 2015	G. GARCIA
designed	checked
C. WILSON	M. LEHRBURGER

Clinton
Hub City of Western Oklahoma

CITY OF CLINTON, OKLAHOMA
CANUTE RAW WATERLINE
WATERLINE PLAN AND PROFILE
STA: 50+00 TO STA: 60+00

project	contract
81878	

drawing PP006 — rev.

sheet 8 of 43 sheets

file 81878_PP006_C.dwg

COPYRIGHT © 2016 BURNS & McDONNELL ENGINEERING COMPANY, INC.

Z:\CLIENTS\WTR\CITYCLINTON\81878_WSIMP\PIPELINE\DESIGN\CADD\CIVIL\PROD_DWG\SCANUTE PIPELINE\81878_PP006_C.DWG 11/24/2015 1:26 PM PHUNTZINGER

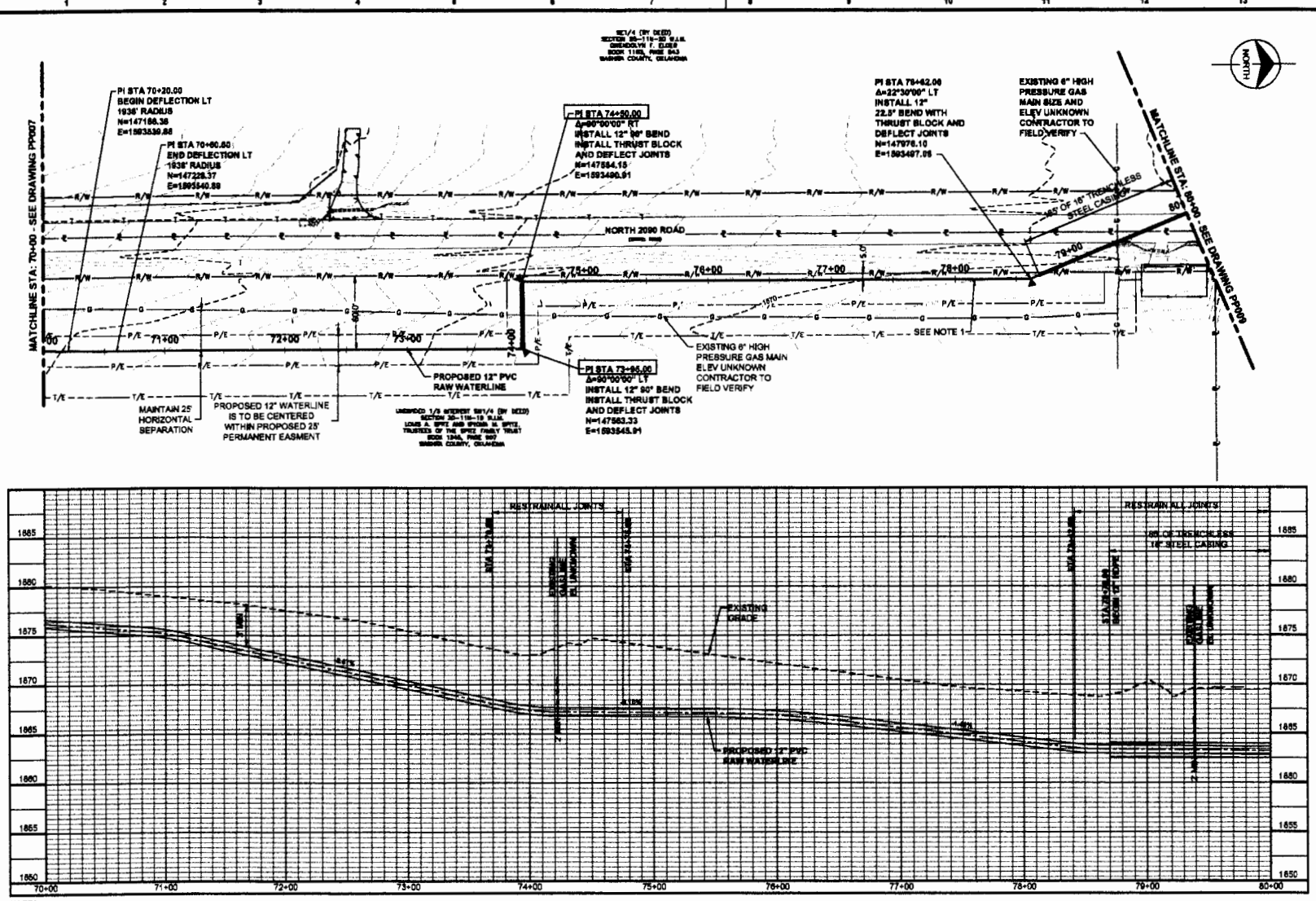

NOTES:

1. ALL DISTURBED VEGETATION AREAS ARE REQUIRED TO BE RESEEDED WITH NATIVE SEED AND RESTORED TO ORIGINAL CONDITIONS.
2. REMOVE AND REPLACE FENCE AS NEEDED TO FACILITATE CONSTRUCTION.
3. RESTORE DRIVEWAY TO ORIGINAL OR BETTER CONDITION. MAINTAIN ACCESS TO PROPERTY AT ALL TIMES.

VERTICAL 0 5' 10' SCALE IN FEET

HORIZONTAL 0 40' 80' SCALE IN FEET

no.	date	by	ckd	description
0	10/16/15	CRW	KH	ISSUE FOR BID
	1/05/16	CRW	KH	ISSUED FOR CONSTRUCTION

BURNS McDONNELL

date	detailed
JANUARY, 2015	G. GARCIA
designed	checked
C. WILSON	M. LEHRBURGER

Clinton
Hub City of Western Oklahoma

CITY OF CLINTON, OKLAHOMA
CANUTE RAW WATERLINE
WATERLINE PLAN AND PROFILE
STA: 70+00 TO STA: 80+00

project 61878 | contract

drawing PP008 | rev. —

sheet 10 of 43 sheets

file 61878_PP008_C.dwg

COPYRIGHT © 2016 BURNS & McDONNELL ENGINEERING COMPANY, INC.

Z:\CLIENTS\WTR\CITYCLINTON\61878_WBIMP\PIPELINE\DESIGN\CADD\CIVIL\PROD_DWGS\CANUTE PIPELINE\61878_PP008_C.DWG 10/14/2015 2:56 PM GGARCIA

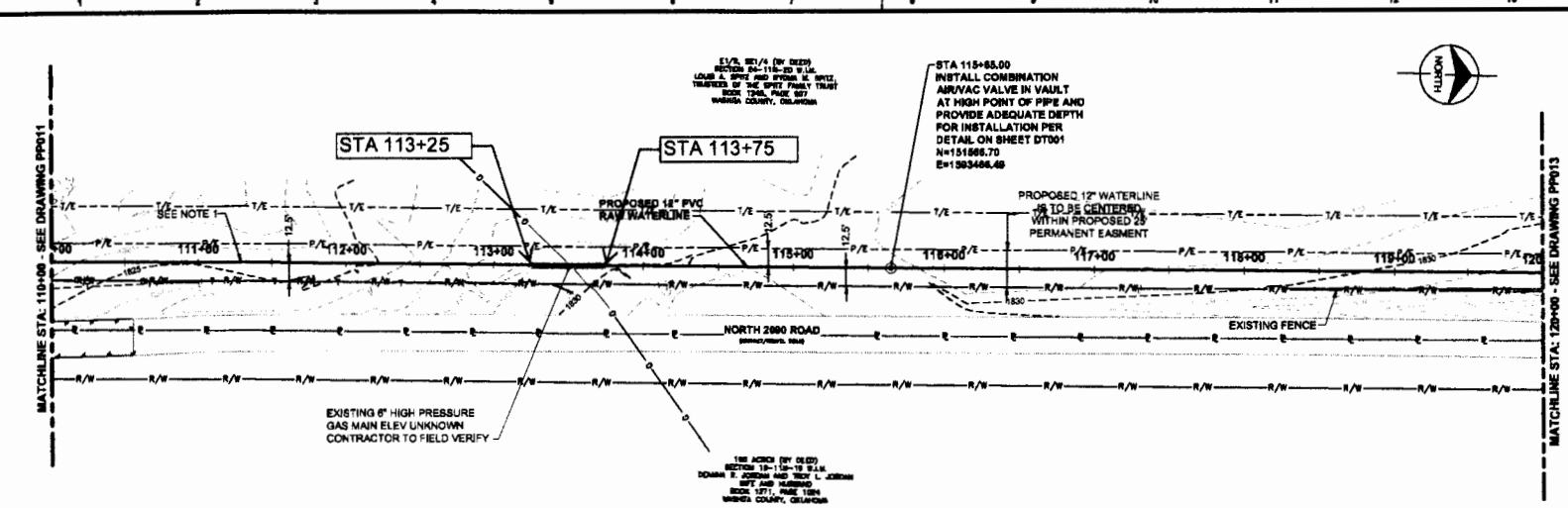

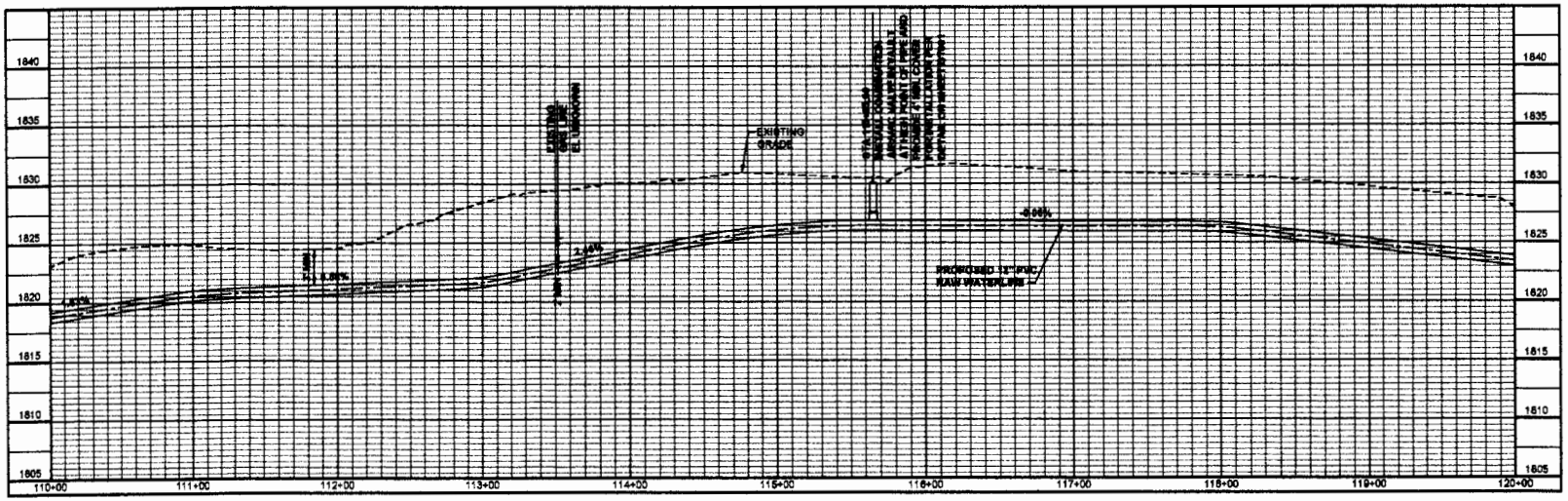

NOTES:

1. ALL DISTURBED VEGETATION AREAS ARE REQUIRED TO BE RESEEDED WITH NATIVE SEED AND RESTORED TO ORIGINAL CONDITIONS.
2. REMOVE AND REPLACE FENCE AS NEEDED TO FACILITATE CONSTRUCTION.
3. RESTORE DRIVEWAY TO ORIGINAL OR BETTER CONDITION. MAINTAIN ACCESS TO PROPERTY AT ALL TIMES.

VERTICAL 0 5' 10' SCALE IN FEET

HORIZONTAL 0 40' 80' SCALE IN FEET

no.	date	by	ckd	description
0	10/16/15	CRW	KH	ISSUE FOR BID
	1/05/16	CRW	KH	ISSUED FOR CONSTRUCTION

BURNS McDONNELL

date	detailed
JANUARY, 2015	G. GARCIA
designed	checked
C. WILSON	M. LEHRBURGER

Clinton
Hub City of Western Oklahoma

CITY OF CLINTON, OKLAHOMA
CANUTE RAW WATERLINE
WATERLINE PLAN AND PROFILE
STA: 110+00 TO STA: 120+00

project	contract
81878	

drawing PP012 — rev.

sheet 13 of 43 sheets

file 81878_PP012_C.dwg

COPYRIGHT © 2016 BURNS & McDONNELL ENGINEERING COMPANY, INC.

Z:\CLIENTS\WTR\CITYCLINTON\81878_WSIMP\PIPELINE\DESIGN\CADD\CIVIL\PROD_DWG\SCANUTE PIPELINE\81878_PP012_C.DWG 10/16/2015 1:36 PM GGARCIA